

# Los Angeles County College of Nursing and Allied Health



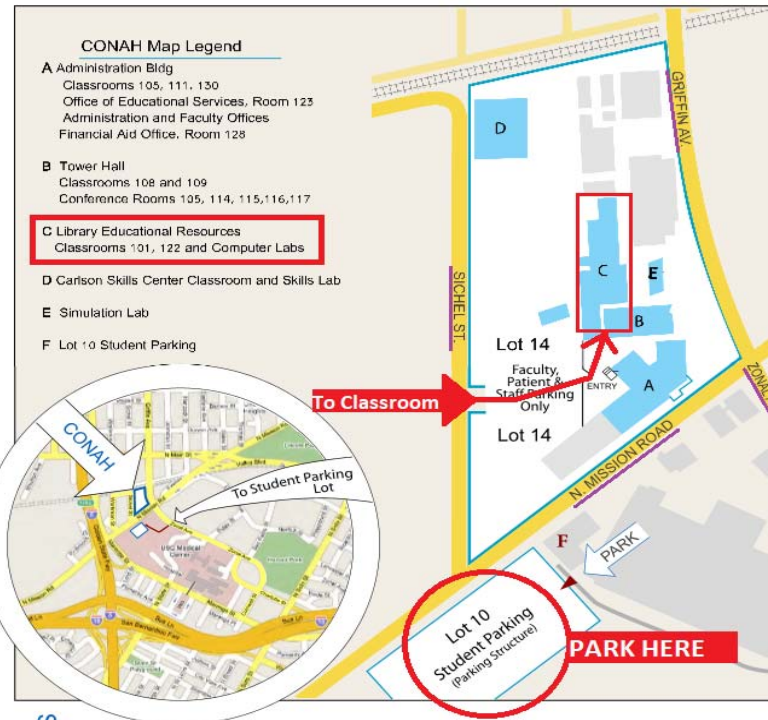
Los Angeles County

## COLLEGE OF NURSING AND ALLIED HEALTH

- ▶ School of Nursing
- ▶ Education & Consulting Services
- ▶ Allied Health Continuing Education

1237 North Mission Road, Los Angeles, California 90033

(323) 226-4911/6511



### DIRECTIONS

Interstate 5-S ▶ Exit Mission Rd., left on Mission Rd., left on Sichel St.

Interstate 5-N ▶ Exit Cesar Chavez, left on Cesar Chavez., right on State St. to Marengo St., left on Marengo to Mission Rd., right on Mission Rd., left on Sichel St.

Interstate 10-W ▶ Exit State St., right on State St. to Marengo St., left on Marengo to Mission Rd., right on Mission Rd., left at Sichel St.

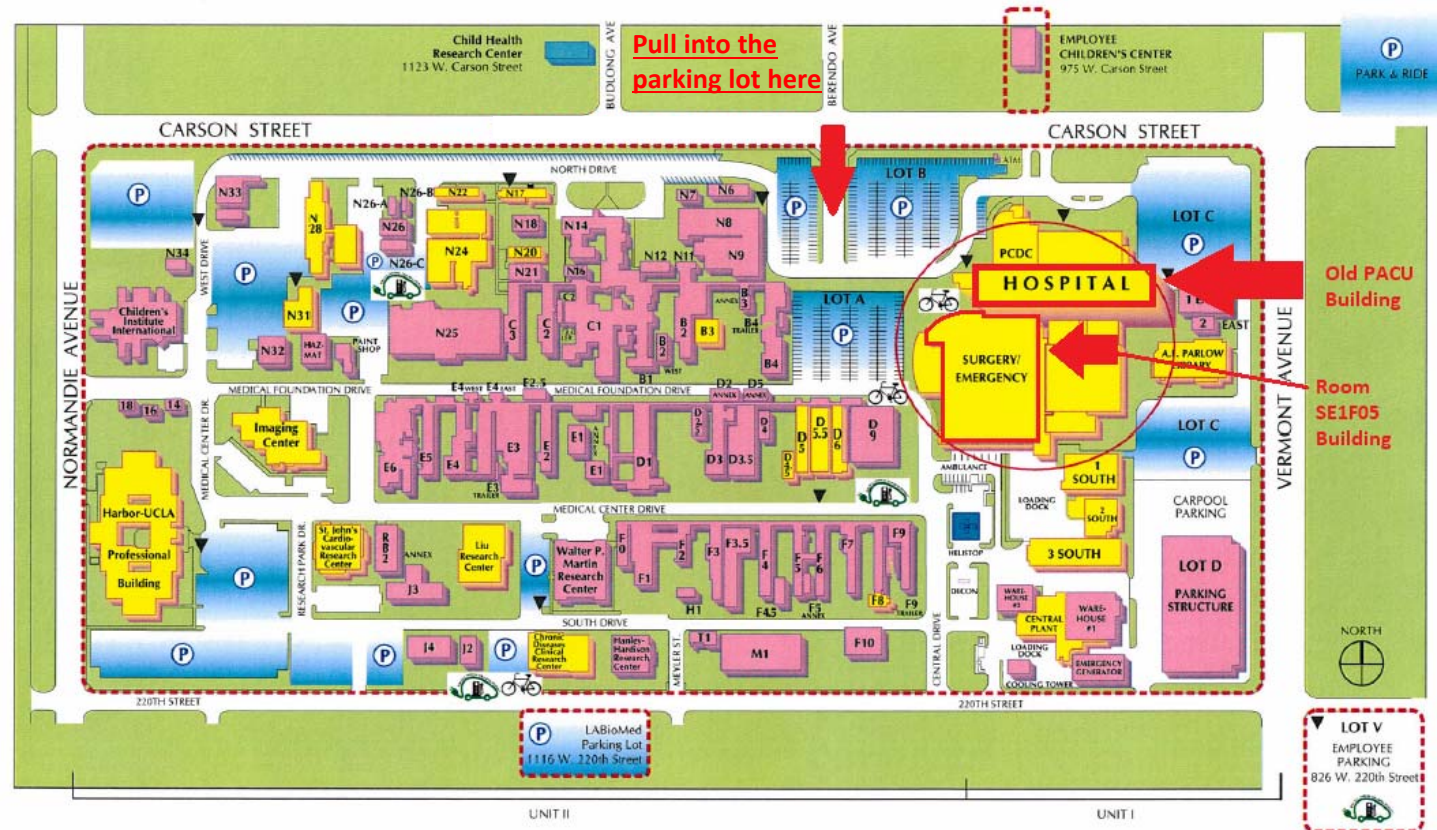
Interstate 10-E ▶ To Golden State (5N), exit Cesar Chavez, left on Cesar Chavez., right on State St. to Marengo St., left on Marengo to Mission Rd., right on Mission Rd., left on Sichel St.



If it is possible to use a ride sharing service such as Uber or Lyft as well as carpooling with other trainees please consider doing so.

Parking is difficult. Expect to spend a considerable amount of time looking for a spot once you arrive at the facility. Please allot at least 45 minutes to 1 hour extra to allow you to find parking.

**Tip:** For the room in the Old PACU. Use the north entrance of the building. Once you have entered walk straight thru the patient waiting area and then take a left. Continue down the hallway until you see the bank of elevators. Take an elevator to floor 2. On the left side of a set of double doors you will see a board that says Training Room. Proceed through those double doors and you will see the training room.

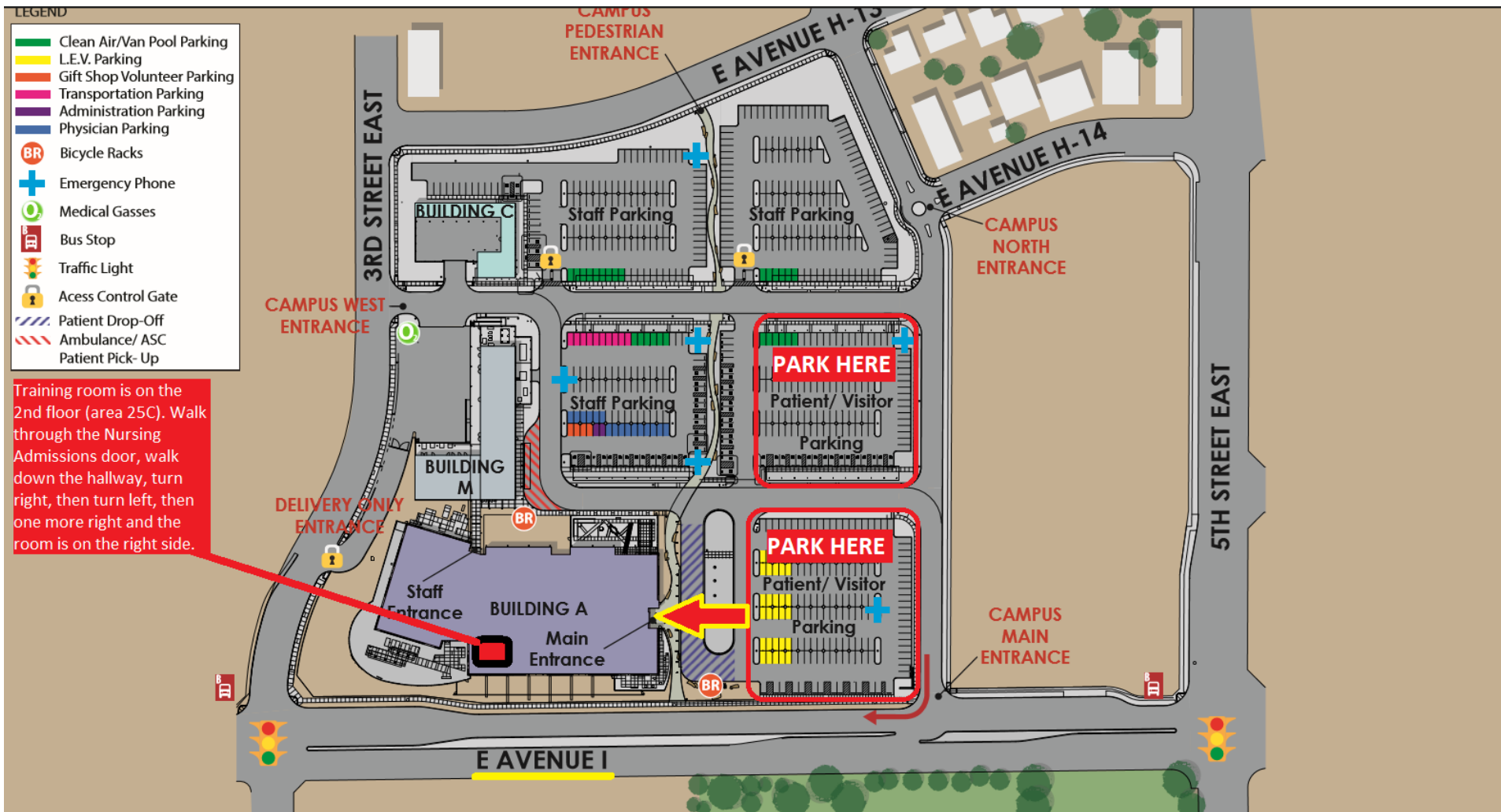


HH764-AA 11/14

©2014 Harbor-UCLA Medical Center  
Hospital Planning & Architecture 11/14

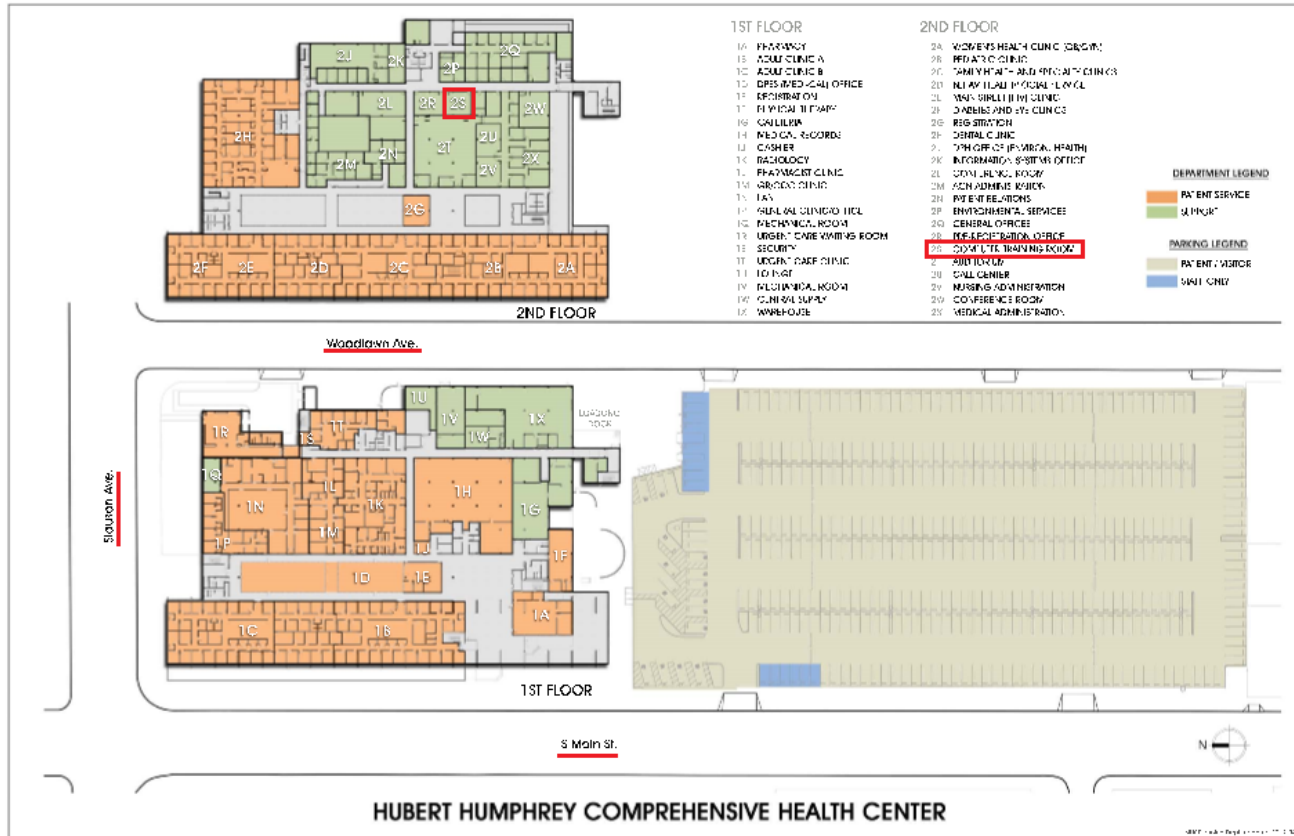


# Los Angeles County High Desert Regional Health Center



# Hubert Humphrey Comprehensive Health Center

**Classroom is on the 2nd floor (Room 2S)**



**Additional Instructions:** Walk through the main lobby doors, turn right and the elevators will be on your right-side before entering the cafeteria. Go to the 2nd floor. When exiting the elevator, turn right and walk down a long hallway. At the end of the hallway, turn left and the training room will be a couple doors down on your left side.

## County of Los Angeles Department of Human Resources



### How to Enter:

The entrance to the building isn't directly off Wilshire BLVD. Instead, turn into the courtyard between the two buildings and the entrance is on the East side about half way down.

### Where to Park at the County of Los Angeles Department of Human Resources

Parking is located on the east side of the 3333 Wilshire BLVD building.

**Parking is \$16 Dollars a day in this lot.**



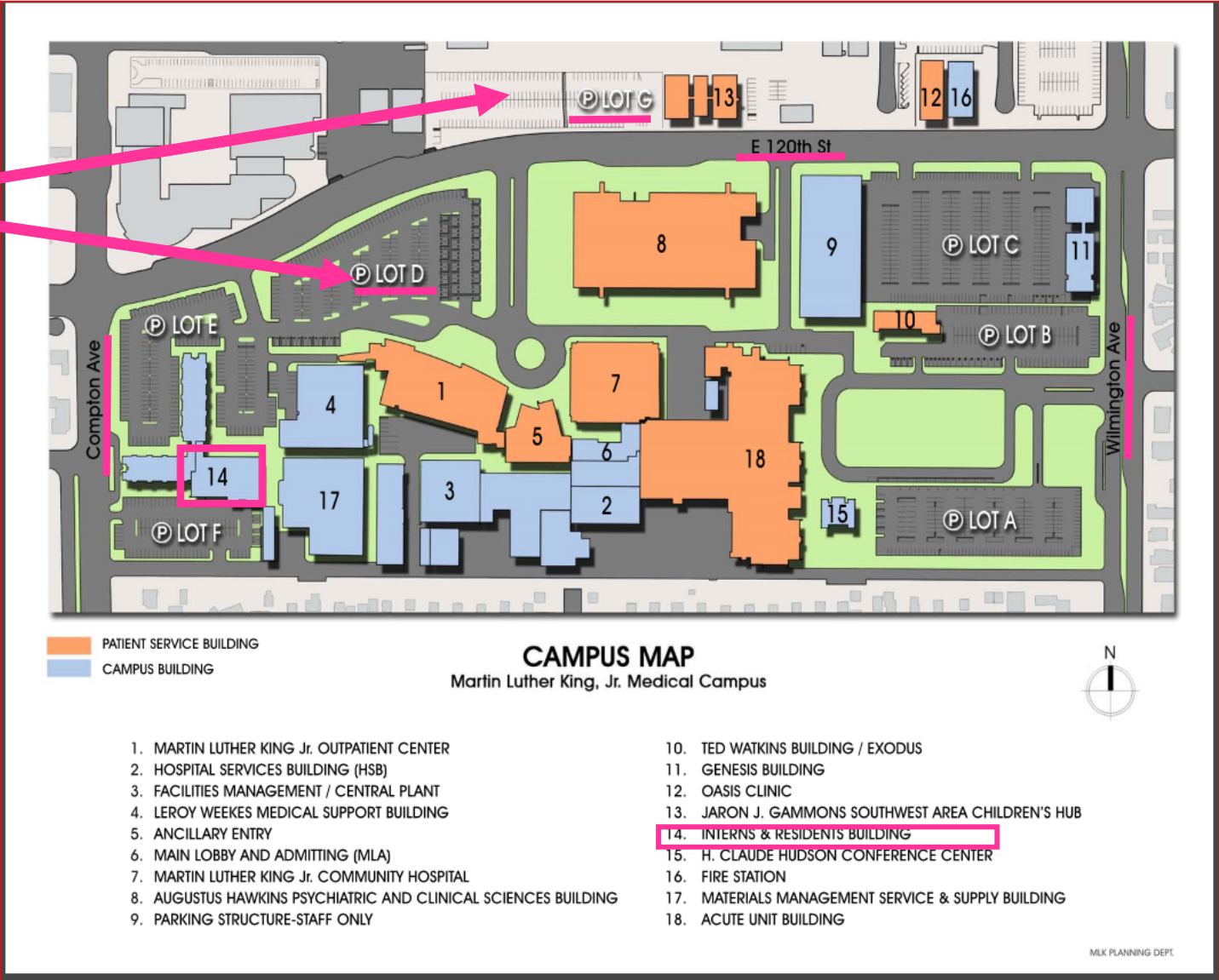
**PARKING:**

**LOT D** (in front of the main hospital building)

**LOT G** (across 120<sup>th</sup> St. near Outpatient)

Remaining lots are permitted for employees and you may be ticketed if you park there without a permit. Parking is sometimes crowded so arrive a little early.

**Tip:** The name on the Interns and Residents Building is very high up – near the top of the building. It is highlighted on the map.



**LA County SAPC Sage  
Training 2017**

**Martin Luther King, Jr.  
Community Hospital**

## **PARKING:**

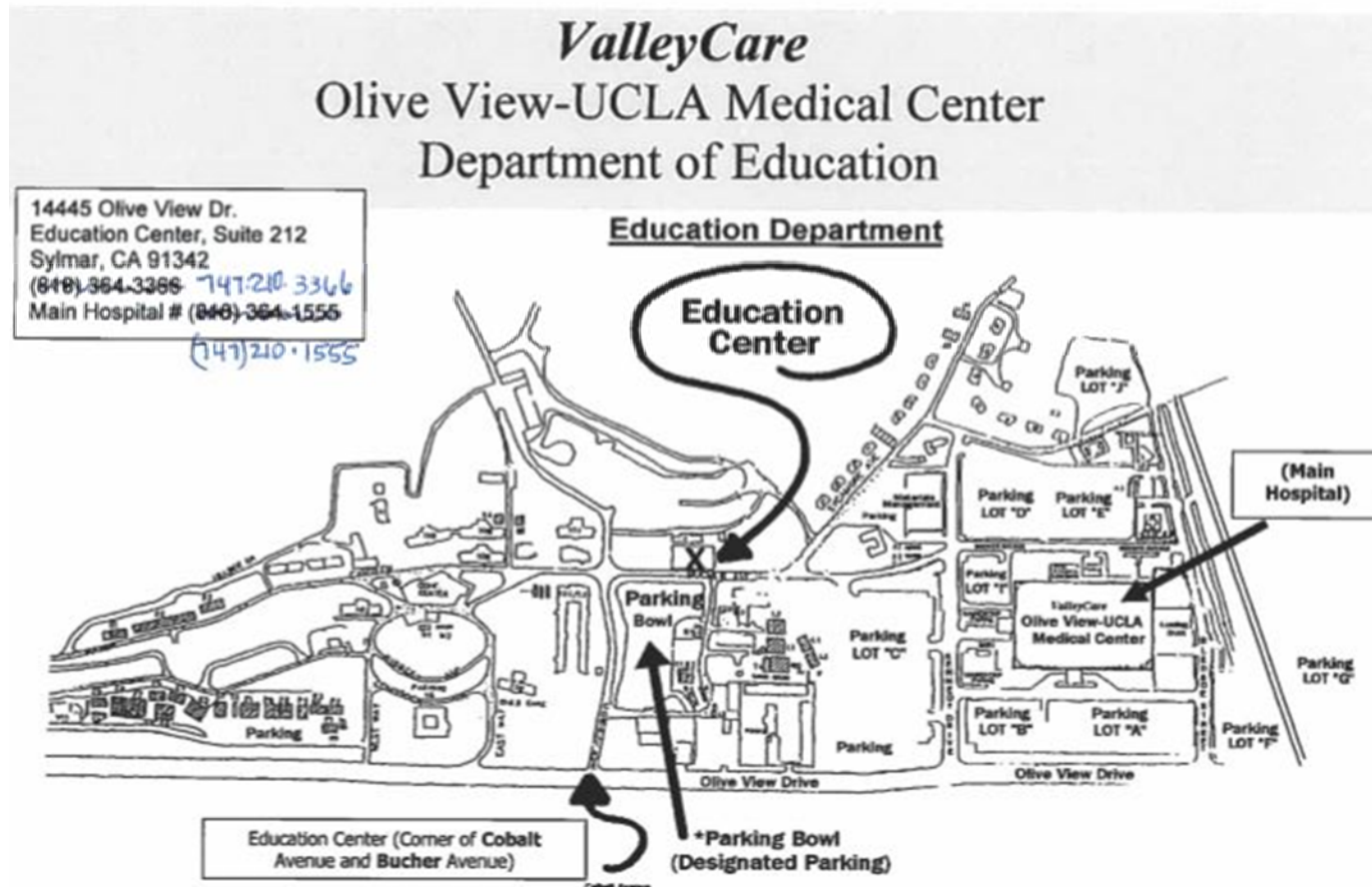
Parking is free.

## **INSTRUCTIONS:**

When entering address in GPS, it will take you to the main hospital. The correct entrance turn is COBALT AVENUE, off Olive View Drive, *before* the main entrance.

The correct turn takes you directly into the parking lot below the education center. The parking lot is referred to as “The Parking Bowl”. You will see a sign.

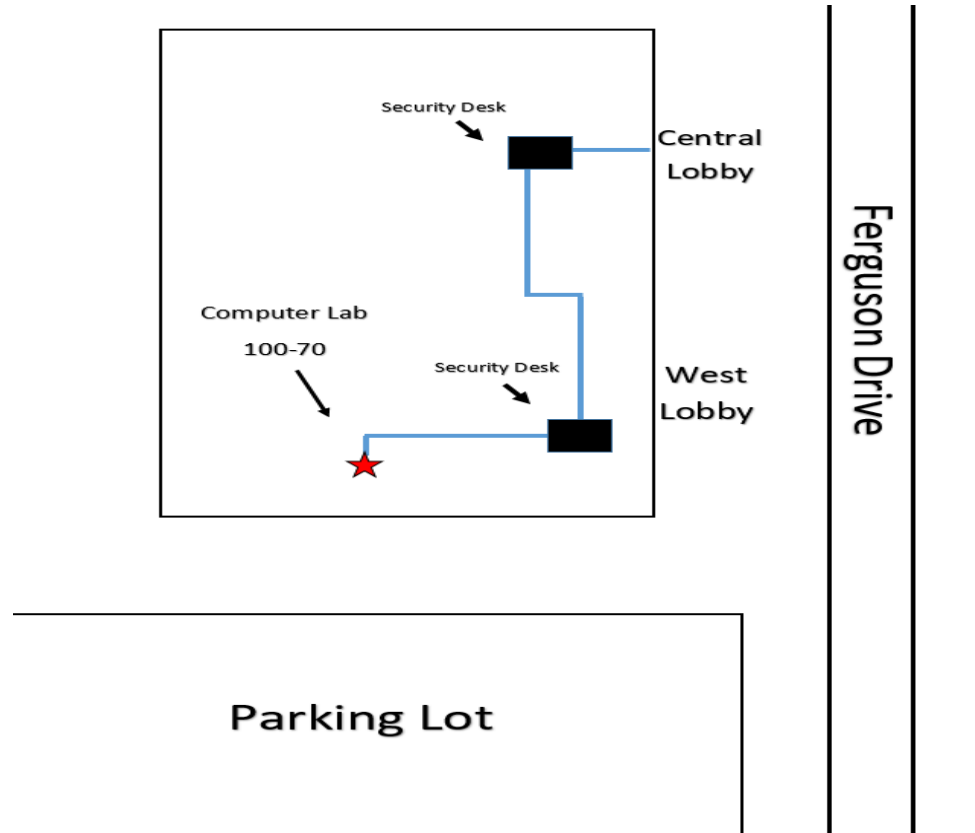
It is a two story white building above the parking lot, clearly marked “Education Center”.



West of the main Hospital Building is Cobalt Avenue (off Olive View Drive, Cobalt towards the mountains). A large parking area is immediately on your right. At the far end of the parking areas are two staircases leading up to a two-story white building - the ValleyCare Education Center.

**The Education Center is located on Olive View grounds not in the main hospital.** (Please refer to map for directions.)

## Los Angeles County of Public Health



**Additional Instructions:** The West Lobby does not open until after 8am, if entering before 8am you must check in at the Central Lobby. Every visitor must sign in at a security desk and receive a badge.



# Rancho Los Amigos National Rehabilitation Center LA County SAPC – Sage Training 2017



## LEGEND

- YOU ARE HERE**  
USTED ESTA AQUI
- HOSPITAL BUILDINGS**  
EDIFICIO DEL HOSPITAL
- CONSTRUCTION ZONE**  
ZONA DE CONSTRUCCION
- CAFETERIA**  
CAFETERIA
- PEDESTRIAN ROUTE**  
RUTA PEATONAL
- PARKING STRUCTURE**  
ESTACIONAMIENTO