

Strengthening the Capacity of Service Planning Area 6 Based Partners Providing HIV/AIDS Prevention and Care Services

Carlos A. Vega-Matos, Chief

Provider Support Services Division
Office of AIDS Programs and Policy



Goal

- Determine organizational capacity of SPA 6-based providers to deliver HIV/AIDS prevention and care services
 - Indigenous to the SPA, focus on SPA 6
 - Historical focus on serving African Americans



Methodology

- Interviews with Stakeholders / Key Informants
- A review of Capacity Building Assistance (CBA) in SPA 6
 - Needs assessments
 - Financial Investments
- Review of monitoring reports for prevention, care, and treatment contracts
- Review of other documents such as Auditor Controller's reports







HIV/AIDS in SPA 6

- As of December 2006, 5,063 PWA in SPA 6
 - 2,134 (42%) were living as of December 2006
- SPA 6 has highest proportion of female (21%) of PWLA
 - 10.9% female PLWA in the County overall
 - In 2005, 25% of SPA 6 residents diagnosed with AIDS were female
- SPA 6 has the highest proportion of Black or African American PLWA in the County
- Among PLWA in SPA 6, 53% were Black or African American and 43% Latino or Hispanic
- MSM contact and MSM/IDU accounted for 59% of HIV transmission in SPA 6. Another 16% reported becoming infected through other sexual contact and 10% reported injection drug use as their mode of exposure. (Source: Los Angeles HIV Prevention Plan 2009-2013).



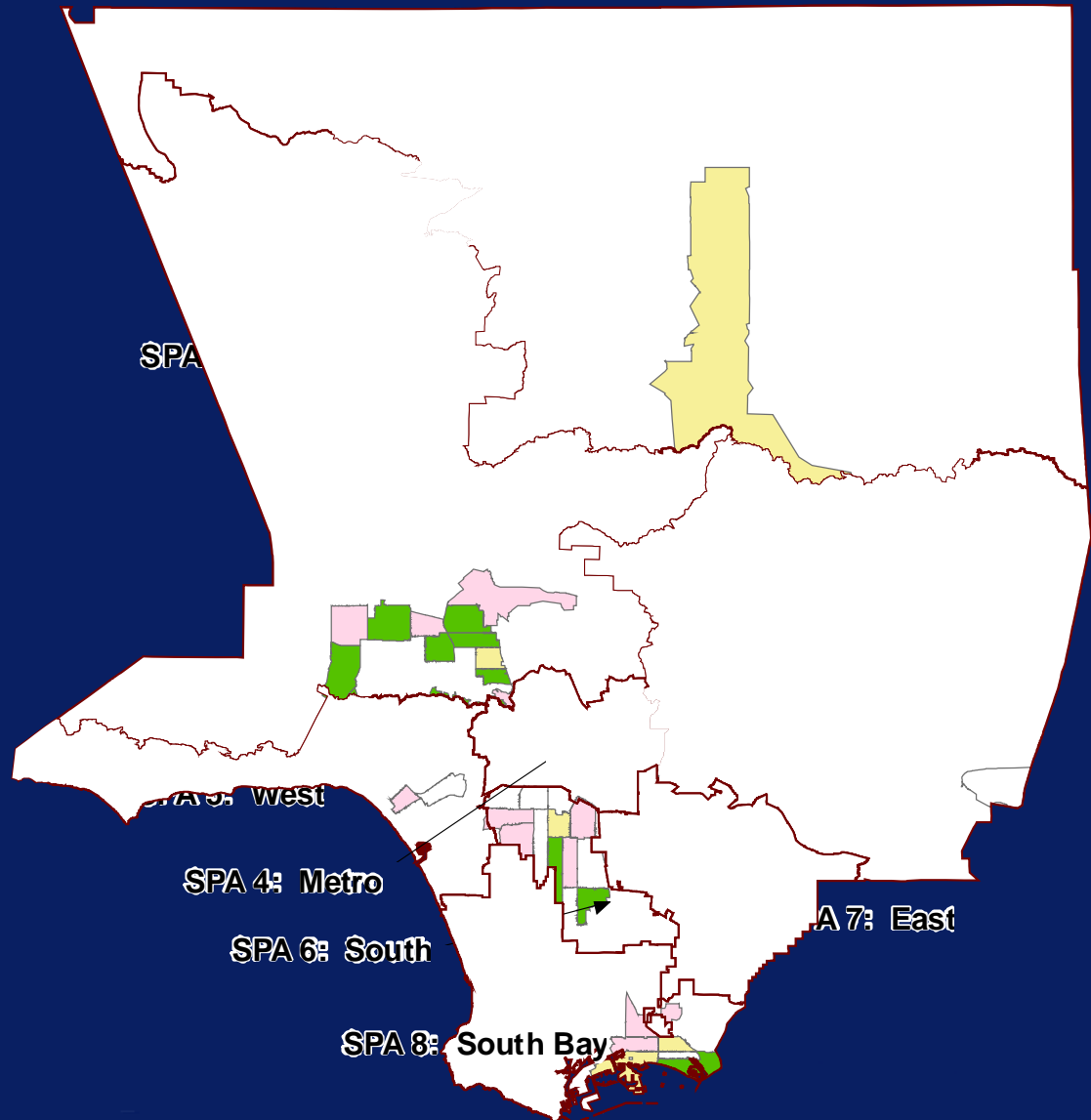
High-risk Zip Codes*, 2007

Legend

-  LACHNA
-  HCT
-  Both Data Sources
-  Service Planning Area

*Defined by 4 risk factors:

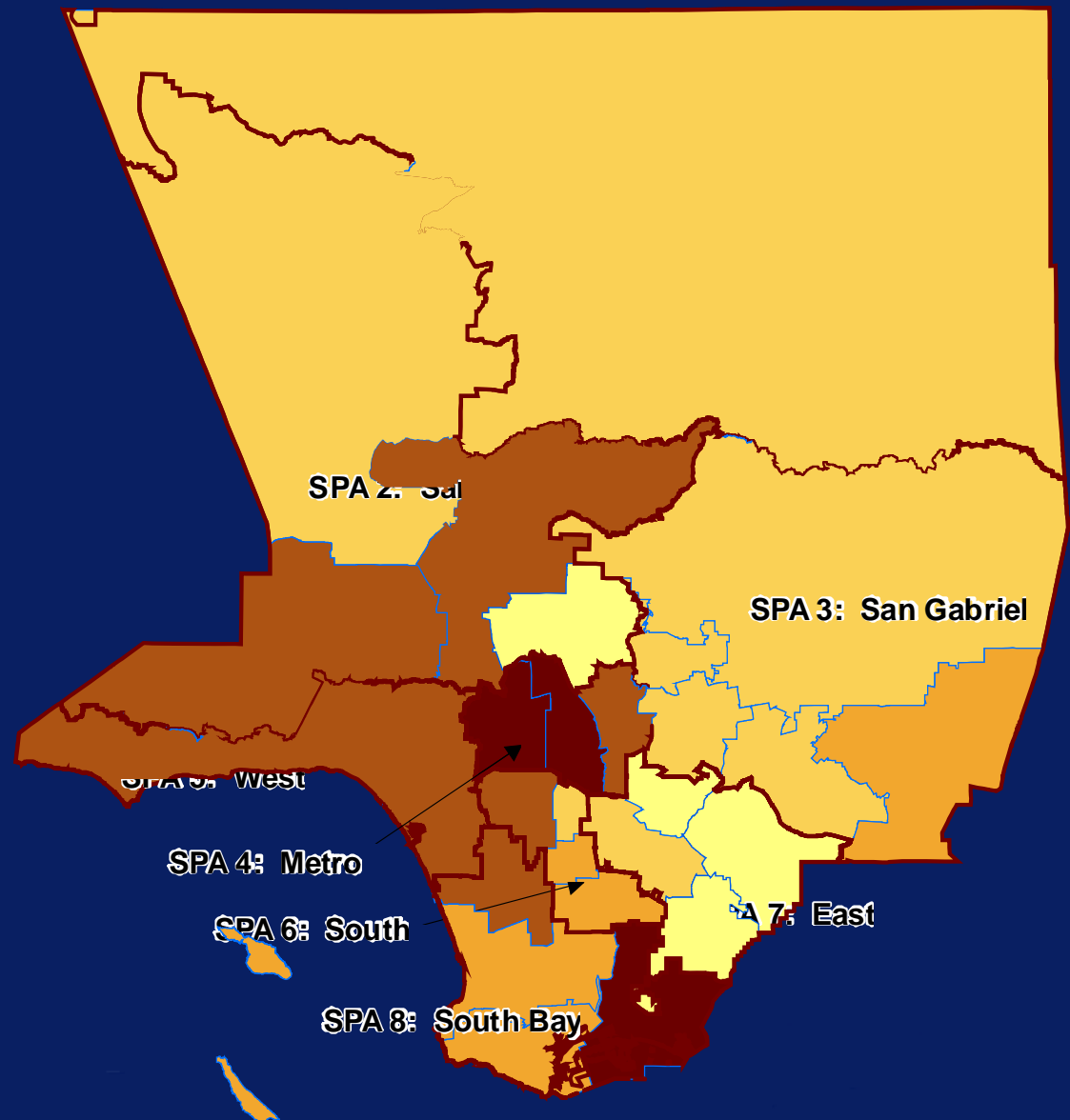

1. HIV-positive test result reported
2. Inconsistent condom use
3. Methamphetamine, crack, cocaine, or heroin drug use
4. Sharing injection paraphernalia



AIDS Cases Diagnosed by Health District, 2007

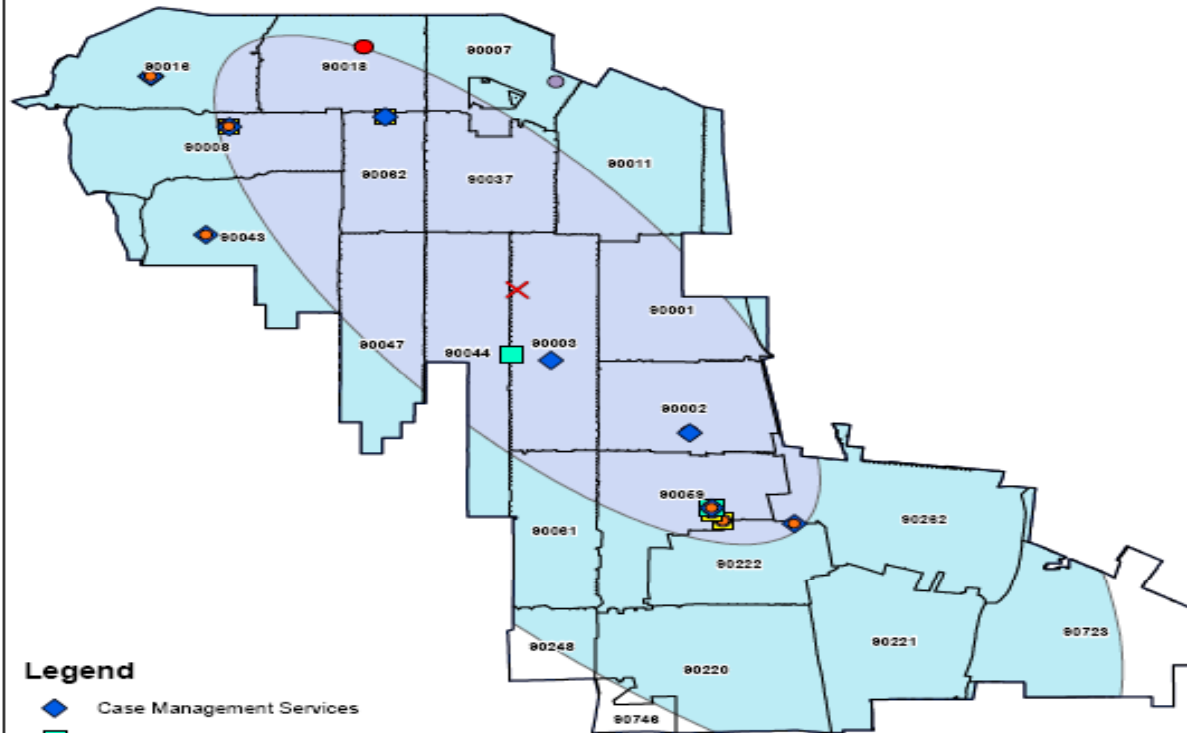
Legend

Health Districts 2007 AIDS Cases



Source: Semi-Annual Surveillance Report, 2008, HIV Epidemiology Program

Distribution of Ryan White Care Clients and Service Providers, Service Planning Area (SPA) 6 2008



Legend

- ◆ Case Management Services
- Housing Services
- Medical Nutritional Therapy
- Mental Health Services
- Outpatient/ambulatory medical servi
- Treatment adherence services
- ✕ Mean Center of Distribution
- Directional distribution of clients, 1 SD*
- Directional distribution of clients, 2 SD*



Source: Casewatch, 2008, Planning & Research Division, *standard deviation of distribution from the mean center

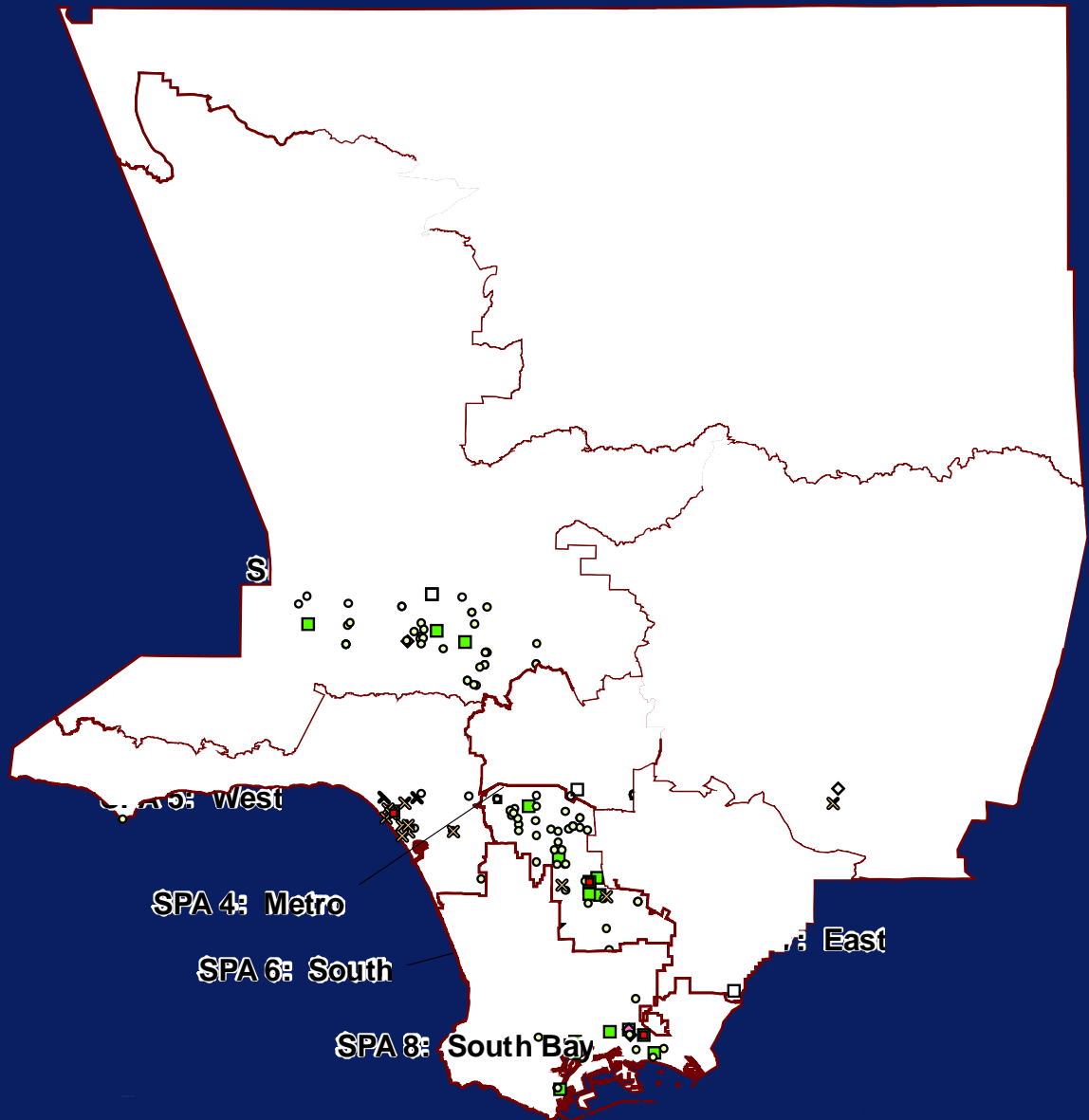


HIV Counseling and Testing Sites, 2008

Legend

- agency
- ◆ court
- ◇ drex
- mobile
- ⊗ other
- store front

□ SPA



COUNTY OF LOS ANGELES
Public Health

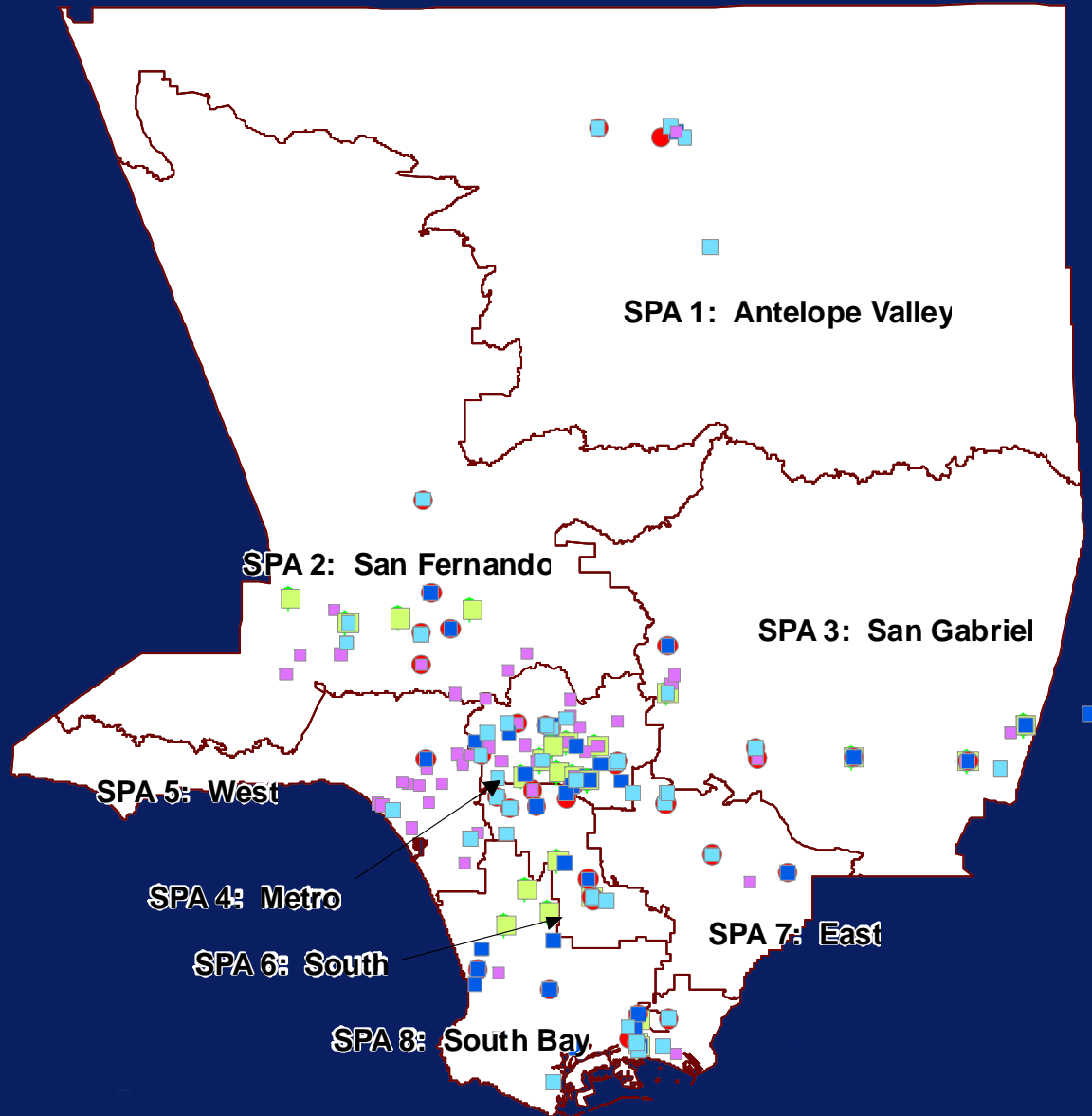
Source: HIRS, 2008, Planning & Research Division

Ryan White Care Service Delivery Sites, 2008

Legend

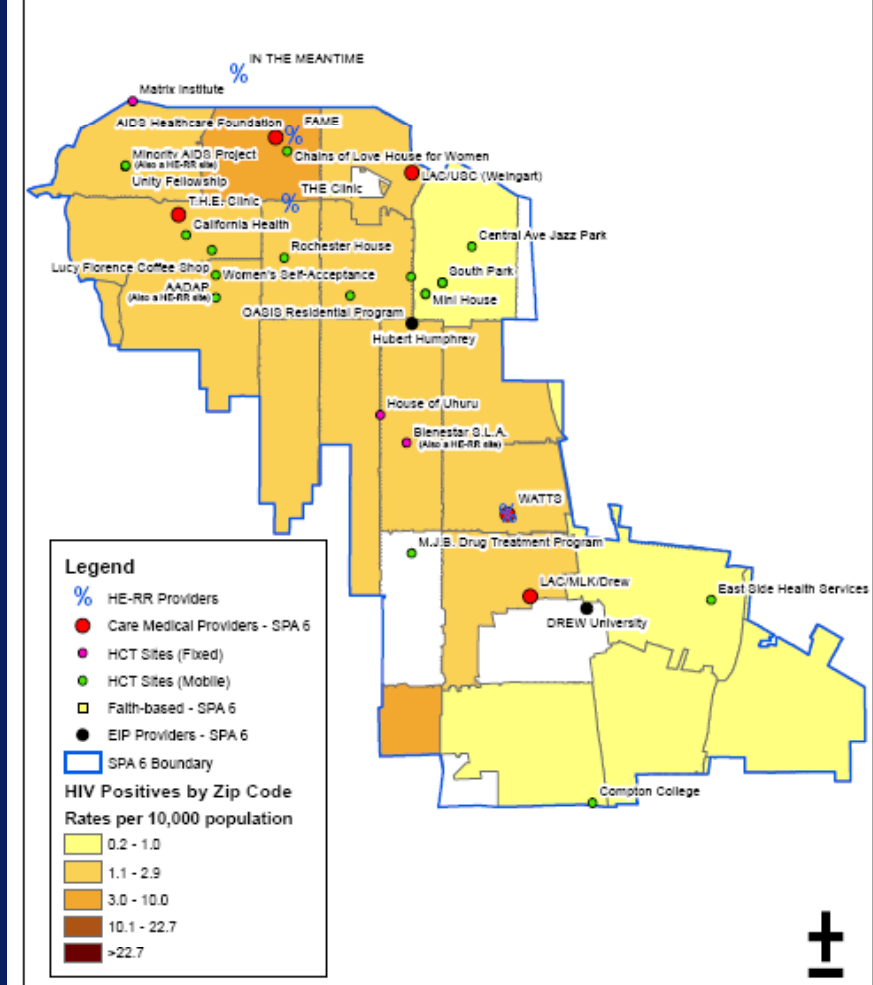
Ryan White Care Sites

- Case Management Services
- Housing Services
- Medical Case Management
- Medical Nutritional Therapy
- Mental Health Services
- Outpatient/ambulatory Med Svcs
- Treatment Adherence Services
- SPA



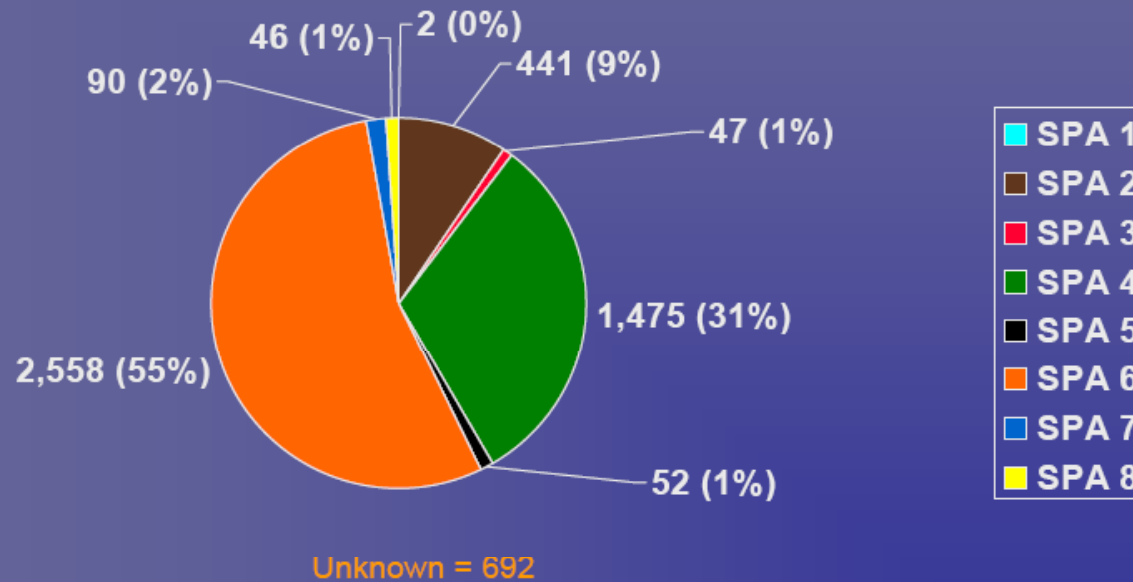
Source: Casewatch, 2008, Planning & Research Division

Los Angeles County Service Planning Area 6 HIV Service Providers (2005, 2006)



HCT Tests FY 06/07**

SPA 6 Residents* by SPA Testing Sites
N = 5,403



*SPA 6 Residents who took a test at an OAPP-funded testing site
**Data Source: HIRS July 2006-June 2007. Preliminary data as of 3/11/08.



Proportion of Ryan White Part A Services by SPA Utilized by Clients Residing in SPA 6, Year 16 (March 06-Feb 07)

Part A Service Category	N*	SPA 1 %	SPA 2 %	SPA 3 %	SPA 4 %	SPA 5 %	SPA 6 %	SPA 7 %	SPA 8 %
Ambulatory/ outpatient medical care	2,018	0.05%	2.43%	0.64%	41.38%	5.15%	30.82%	5.95%	13.58%
Case management	911	0.11%	1.87%	0.99%	21.41%	3.73%	27.88%	5.82%	38.20%
Client advocacy	32						68.75%		31.25%
Food bank/ home-delivered meals	491		0.20%	0.41%	0.41%	0.20%	0.20%	0.20%	98.37%
Home health professional care	84			1.19%	1.19%		48.81%		48.81%
Housing and housing related services	257			0.39%	1.56%		46.30%		51.75%
Legal services	88				1.14%	1.14%	1.14%	1.14%	95.45%
Mental health services	536		2.05%	0.93%	40.49%	4.66%	27.61%	6.72%	17.54%
Nutritional counseling	239		5.44%	1.67%	11.72%		69.87%	7.53%	3.77%
Oral health care	180	0.56%	1.67%				9.44%		88.33%
Other services	419			0.24%	0.48%	0.24%	0.24%	0.24%	98.57%
Permanency planning	9		11.11%						88.89%
Psychosocial support services	125		0.80%	1.60%	35.20%		46.40%	6.40%	9.60%
Residential or in-home hospice care	89		1.12%		47.19%		42.70%		8.99%
Substance abuse services - outpatient	4				25.00%				75.00%
Substance abuse services - residential	55		3.64%	1.82%	27.27%		47.27%		20.00%
Transportation services	185			1.08%			22.16%		76.76%
Treatment adherence services	297	0.34%		1.01%	19.53%	13.80%	29.97%	11.45%	23.91%

Data Source: Casewatch Year 16 Data

* Number of clients is not truly unduplicated since a client may access the same service at a different agency

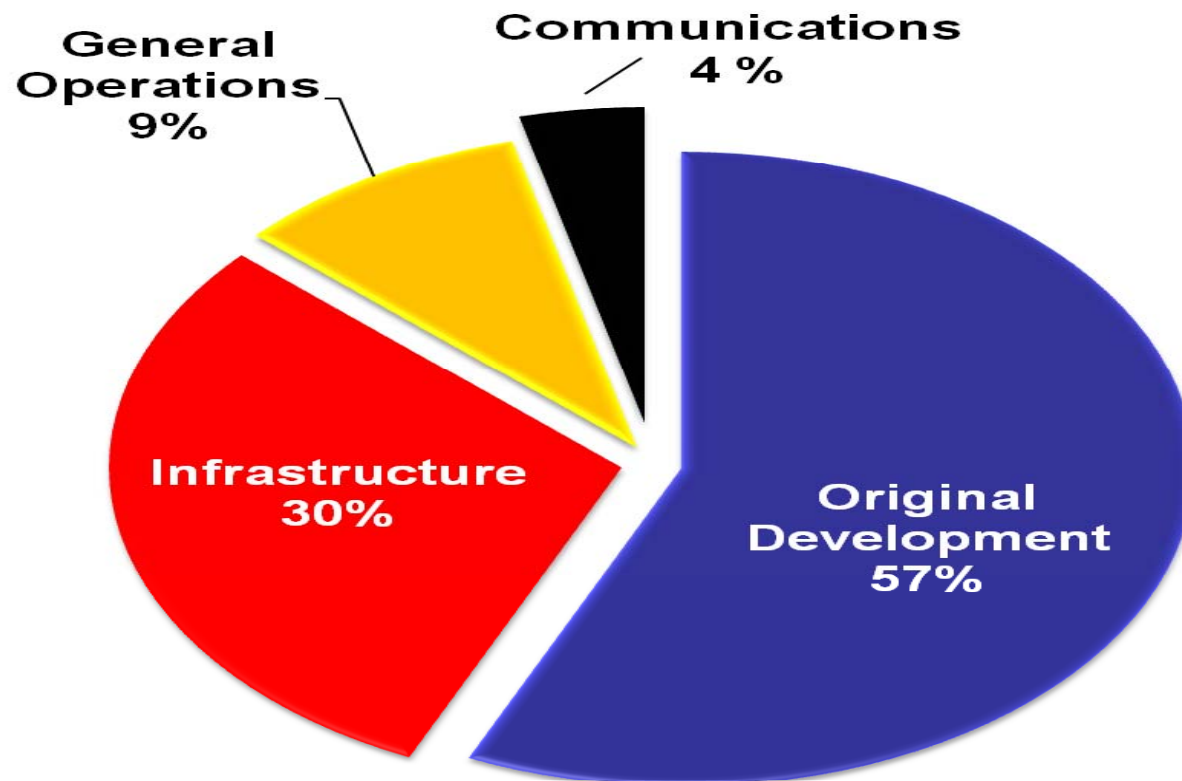


Key SPA 6 Partners' Strengths

- First responders
- Valuable members of the community
- Knowledgeable about individuals and communities
- Diversity of perspectives and approaches
- Passionate, committed and innovative



Capacity Building Assistance Investments in SPA 6 By Categories: FY 1990-200 through FY 2006 - 2007



CBA Program in SPA 6

- Total CBA investment in LA County: \$8.9 million among 65 CBOs
 - Average investment per SPA \$1.1 (12%)
- Total CBA investment in SPA 6 over a 7-year period: \$1.8 among 8 CBOs*
 - 20% of total CBA investments
- Range of investment: \$26,000 - \$1 million +



CBA in SPA 6: FY 2007-2008

- Four SPA 6-based CBOs applied
- Areas CBA requested: Strategic Planning, Fundraising/Grants Writing, and Financial Management.
- Three of the organizations completed a needs assessment, identified needs included: long-term strategic planning; critical need to diversify their funding base to support their general operation costs, particularly true of one of the organizations
- 2 organizations needed assistance in strengthening their fiscal operations and internal controls.



Interviews with Stakeholders

Agency / Organization	ED / Leadership	Medical/ Clinical	Program	OAPP Funded	CBA	SPN
Commission on HIV Prevention Planning Committee	✓					
Women Alive Coalition	✓			✓	✓	
Minority AIDS Project	✓		✓	✓	✓	
Palms Residential Care Facility	✓			✓	✓	
Watts Healthcare Foundation	✓		✓	✓	✓	✓
T.H.E. Clinic	✓	✓	✓	✓	✓	
In the Meantime	✓			✓	✓	
Oasis Clinic	✓	✓		✓		
Project Spectrum	✓	✓		✓		



Critical Areas of Needed Assistance

- Strategic governance and planning
- Financial diversification, stability, and management
- Recruiting, retaining qualified staff
- Clinic / practice management & operations



Other Areas of Need

- Specialty care options – e.g. psychiatry
- Additional EIP and adolescent care sites
- Additional HCT sites
- Robust case finding programs



**Service Planning Area 6 Inventory of OAPP Contracts and DSOs by Agency
Fiscal Years 2005/06, 2006/07, 2007/08**

Agency	Contracts	Purpose
AmASSI	3	Capacity Building Assistance (CBA)
Charles Drew University (Spectrum)	9	Case Management - Psychosocial; Mental Health - Psychotherapy; Peer Support
FAME (First AME)	2	Health Education / Risk Reduction
Hubert Humphrey Comprehensive Health Center	3	Early Intervention Project (Bridge Project, Positive Changes)
In The Meantime	2	Health Education / Risk Reduction
MLK / Charles Drew (King-Harbor)	6	Early Intervention Project (Bridge Project, Positive Changes) Treatment Education
MLK / Oasis	6	Medical Outpatient
Minority AIDS Project	19	Health Education / Risk Reduction; HIV Counseling and Testing; Mental Health – Psychotherapy; Case Management – Psychosocial; Case Management – Transitional; Home-Based Care; CBA
Palms Residential	17	Community Development / Mobilization Initiative; Faith-Based Initiative; Residential – Adult, Chronically Ill, Substance Abuse; CBA
Prototypes	2	Health Education / Risk Reduction
T.H.E. Clinic	5	Health Education / Risk Reduction; Mental Health – Psychiatry
Watts Healthcare Corporation	19	Health Education / Risk Reduction; HIV Counseling and Testing; Case Management – Psychotherapy; Mental Health – Psychiatry; Residential – Substance Abuse; Medical Outpatient; Service Provider Network
Women Alive Coalition	16	Health Education / Risk Reduction; HIV Counseling and Testing; Mental Health – Psychotherapy; Peer Support; Treatment Education; CBA



Review of Monitoring Reports

SPA 6 Contract / DOS Summary								
Type of Contracts	Number of Organizations	Number of Contracts	Total Investment	Performance				POCAs
				UP	SP	EP	NA	
Prevention Services	8	21	\$4,162,920	42.85%	52.38%		4.77%	90.47%
Clinical Enhancements	6	48	\$9,010,336	27.08%	50.00%	16.66%	6.25%	56.25%
Clinical Services	5	21	\$8,247,102	42.85%	38.09%	19.06%	0%	61.90%
Provider Support Services (CBA, SPN, CDI)	5	18	\$1,640,000	27.77%	50.00%	0%	22.23%	33.33%
Total	13	108	\$23,296,620	33.33%	48.14%	11.11%	7.42%	60.95%



Review of Monitoring Reports

- OAPP investments in SPA 6 over a 3-year period: \$23,296,620
 - A minimum of \$21,656,620 through 90 contracts and departmental agreements with SPA 6 based providers for HIV prevention, care and treatment services
 - \$350,000 for service coordination
 - \$459,000 in capacity building support
 - \$750,000 were invested in community development / mobilization efforts.
- 48% and 11% of the 108 contracts and direct service agreements met or exceeded contract expectations, respectively.
- 33.33% of the contracts failed to meet contract expectations.
- POCAs on 61% of the 108 contracts examined for this report.



Review of Monitoring Reports

- Performance varied among service categories
- 43% of the 21 SPA 6-based HIV prevention contracts were reported as under performing
- 43% of 48 contracts and direct service agreements for clinical services (e.g., medical outpatient services, nutrition therapy, etc.) were reported as under performing
- 27% of 21 contracts for clinical enhancement services (eg., psychosocial case management, residential substance abuse treatment, transportation, home-based care, etc) were reported as under performing
- 28% of 15 contracts for capacity building services (e.g., organizational and fund development, strategic planning, service coordination, etc) were reported as under performing



Review of Monitoring Reports

Areas of underperformance

- Management/operations: governance, strategic planning, fiscal controls/management/stability, management practices, insurance requirements, human resources, timely fiscal and programmatic reporting.
- Programmatic/service delivery: documentation of service/program activities; documentation of client eligibility, assessments, interactions; quality assurance; reaching program/service delivery goals such as numbers of persons served, service hours, and other related units of service.



Preliminary Recommendations

(Under Review)

- Align CBA services with HIV prevention and care priorities and specific programmatic/service delivery and contract monitoring outcomes;
- Establish mandatory contract management training/certification for ALL OAPP contractors, including officers of corporation
- Establish a pool for purchasing shared organizational services such as accounting/ fiscal management/auditing and insurance;
- Make the CBA program available to LAC government-based providers, particularly to provide assistance with grant writing and resource development;
- Implement progressive levels of interventions / accountability
- Study patterns of service utilization by SPA 6 consumers to better target the deployment of resources, services, and capacity assistance within the SPA.



Questions?

Carlos A. Vega-Matos, Chief
Provider Support Services Division
Office of AIDS Programs and Policy
600 South Commonwealth Ave., 10th Floor
Los Angeles, California 90005-4001
Phone: 213-351-8000
Fax: 213-738-6571
E-mail: cvega-matos@ph.lacounty.gov

