

# Past Week Status

	Th 6/23	W 6/22	Tu 6/21	M 6/20	Su 6/19	Sa 6/18	F 6/17
Daily new cases	5,621	5,575	2,294*	3,566*	4,217*	4,344	5,122
Daily deaths	12	8	2*	2*	3*	6	5
Daily hospitalizations of confirmed cases	688	679	664	671	653	639	612
Daily positivity rate (7-day avg) ^	11.6%	11.1%	10.8%	10.3%	9.9%	9.9%	9.8%
Daily case rate (7-day avg)**	43	41	42	43	42	41	44



[covid19.lacounty.gov](https://covid19.lacounty.gov)

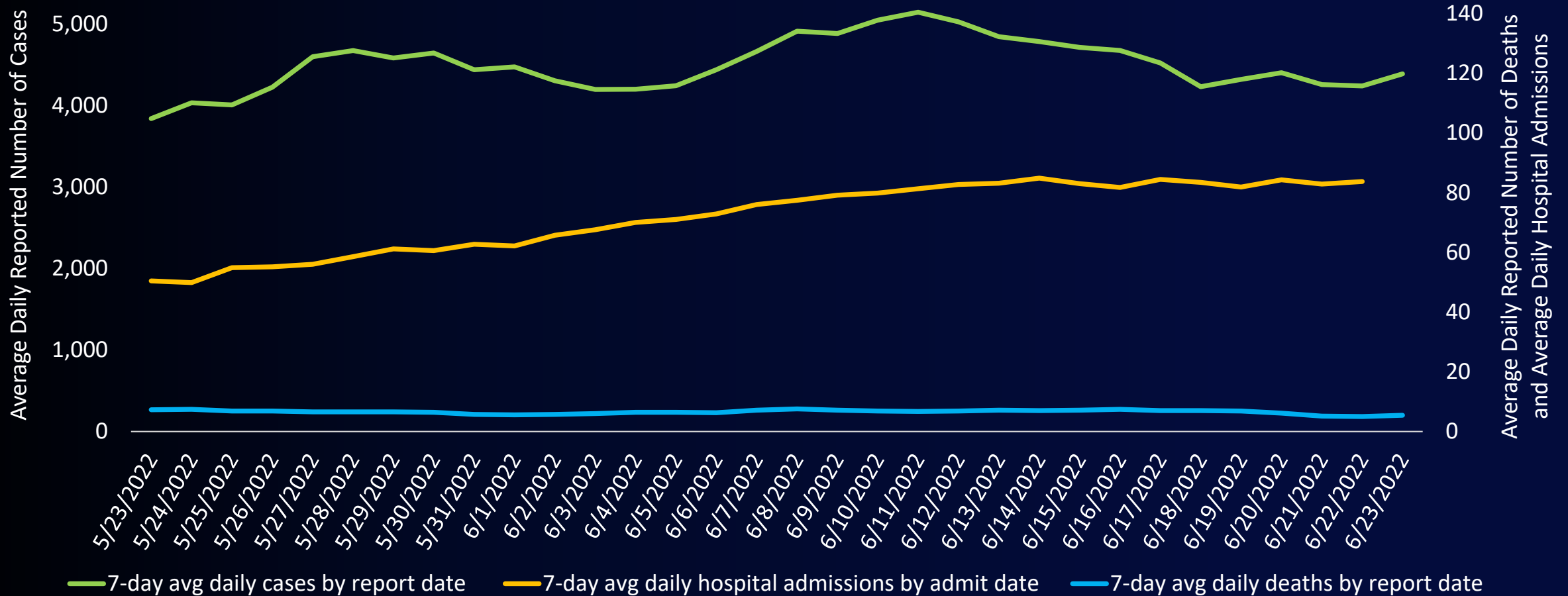
6/23/2022

\*Number reflects an undercount due to a lag from weekend reporting.

^ Daily positivity rates do not include data from Long Beach and Pasadena

\*\* Rate is per 100,000 residents

# 7-Day Average Daily COVID-19 Cases and Deaths by Report Date\* and Daily Hospital Admissions by Admit Date May 23, 2022 – June 23, 2022



[covid19.lacounty.gov](https://covid19.lacounty.gov)

6/23/2022

\*Case and death values include data from Long Beach and Pasadena.

# CDC COVID-19 Community Levels

New Cases (per 100,000 people in last 7 days)	Indicators	Low	Medium	High	LA County Current Values <u>New Cases:</u> 307/100,000 (as of 6/22/22)
Fewer than 200	New COVID-19 admissions per 100,000 population (7-day total)	<10.0	10.0-19.9	≥20.0	NA
	Proportion of staffed inpatient beds occupied by COVID-19 patients (7-day average)	<10.0%	10.0-14.9%	≥15.0%	NA
200 or more	New COVID-19 admissions per 100,000 population (7-day total)	NA	<10.0	≥10.0	7.3
	Proportion of staffed inpatient beds occupied by COVID-19 patients (7-day average)	NA	<10.0%	≥10.0%	3.6%

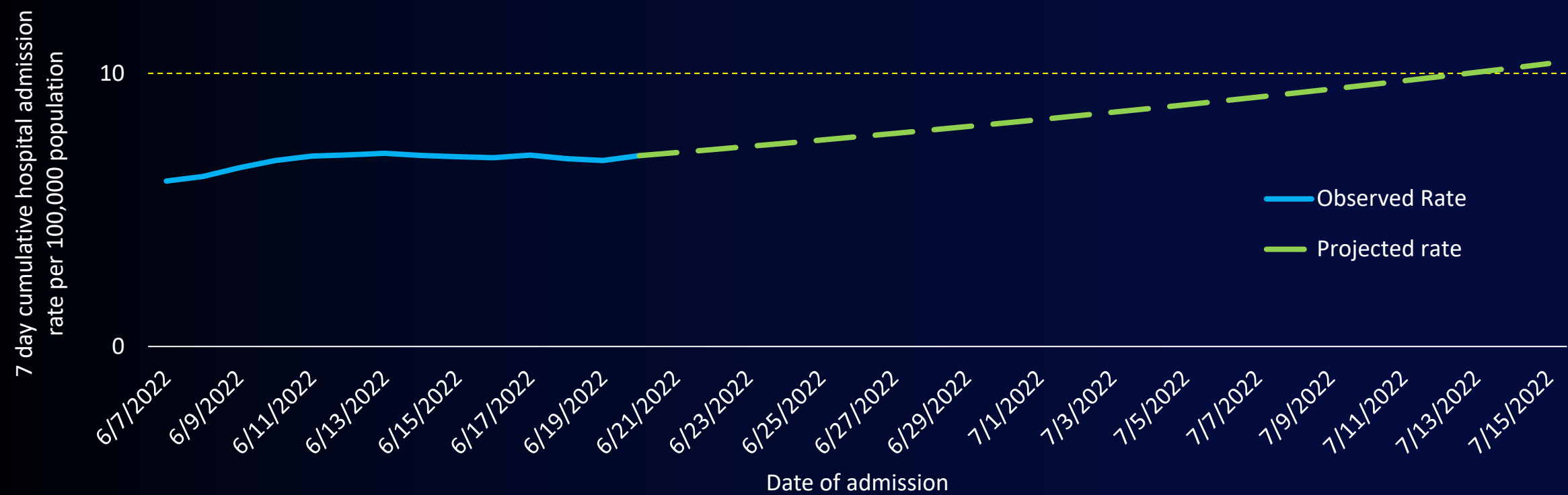
The COVID-19 community level is determined by the higher of the inpatient beds and new admissions indicators, based on the current level of new cases per 100,000 population in the past 7 days.



[covid19.lacounty.gov](https://covid19.lacounty.gov)

6/23/2022

# 7-Day Cumulative Hospital Admission Rate per 100,000 Population by Admission Date, Observed and Projected Values, Los Angeles and Orange Counties, June - July 2022



\*Includes cases from Long Beach and Pasadena

\*\*Projection is an estimate only and is based on the rate of change between the 7-day cumulative reported admission counts between June 7 and June 20, 2022. Projections are subject to change.



[covid19.lacounty.gov](https://covid19.lacounty.gov)

6/23/2022

# LA County Early Alert Signals

Indicator	Thresholds			LA County Current Values
	Low Concern	Medium Concern	High Concern	
Percent of specimens sequenced that are identified as a new variant of concern (including subvariants) <i>(based on WHO designation)</i> <sup>1</sup>	< 10%	10%-20%	> 20%	91%
7-day average percent of Emergency Department encounters classified as coronavirus-related <sup>2</sup>	< 5%	5%-10%	> 10%	7%
7-day cumulative crude case rate for the lowest income areas (30-100% area poverty) <sup>2</sup>	< 100 per 100,000	100-200 per 100,000	> 200 per 100,000	192 per 100,000
Number of sewer systems with a two-fold or greater increase in wastewater SARS-CoV-2 concentration <sup>3</sup>	0	1-2	≥ 3	0
Number of new outbreaks in skilled nursing facilities in past 7 days <sup>4</sup>	≤ 10	11-20	> 20	11
Number of new outbreaks in TK-12 school classrooms in past 7 days	≤ 7	8-14	≥ 15	N/A
Number of new outbreaks in PEH settings in past 7 days <sup>4</sup>	≤ 10	11-20	> 20	5
Number of worksite cluster reports in past 7 days <sup>4</sup>	< 100	100-300	> 300	251

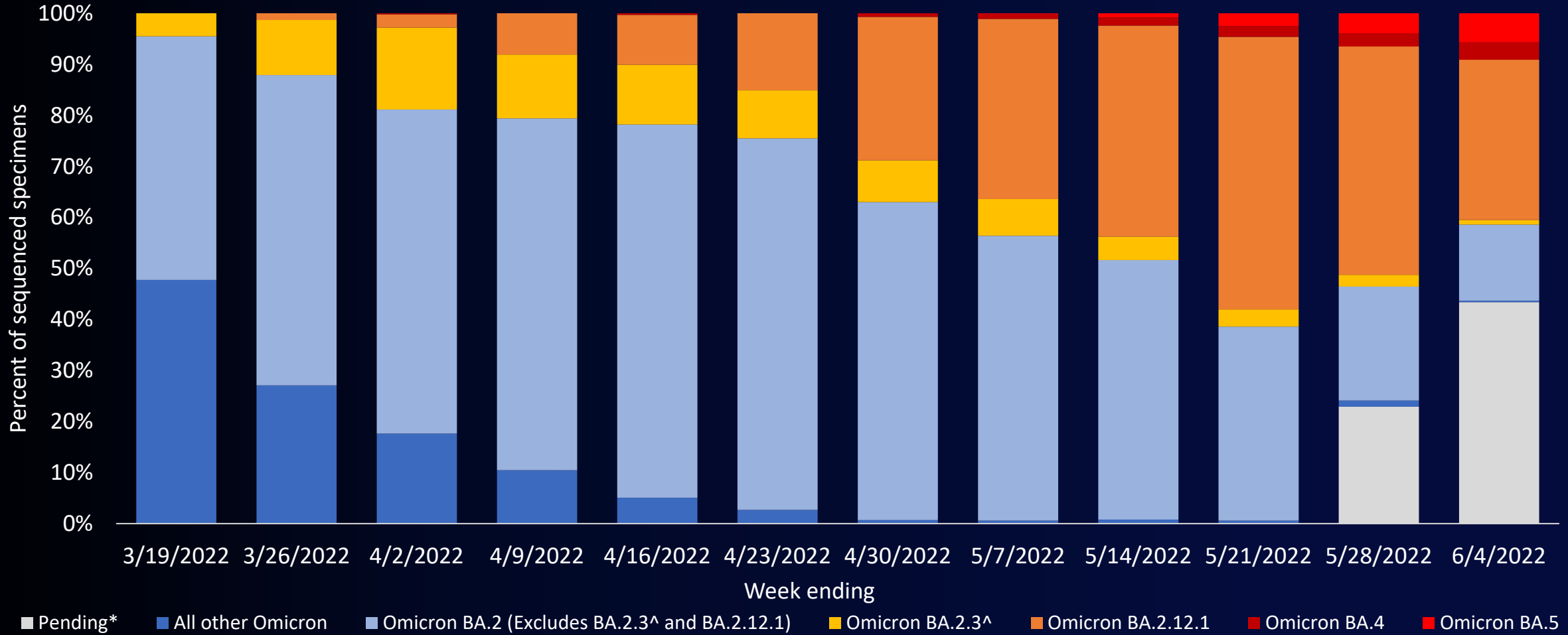


[covid19.lacounty.gov](https://covid19.lacounty.gov)

6/23/2022

- 1 Current 7-day period is 5/29/22 - 6/4/22
- 2 Current 7-day period is 6/13/22 - 6/19/22
- 3 Current 10-day period is 6/12/22 - 6/21/22
- 4 Current 7-day period is 6/15/22 - 6/21/22

# SARS-CoV-2 Variants as a Percentage of All Specimens Sequenced for Baseline Variant Surveillance



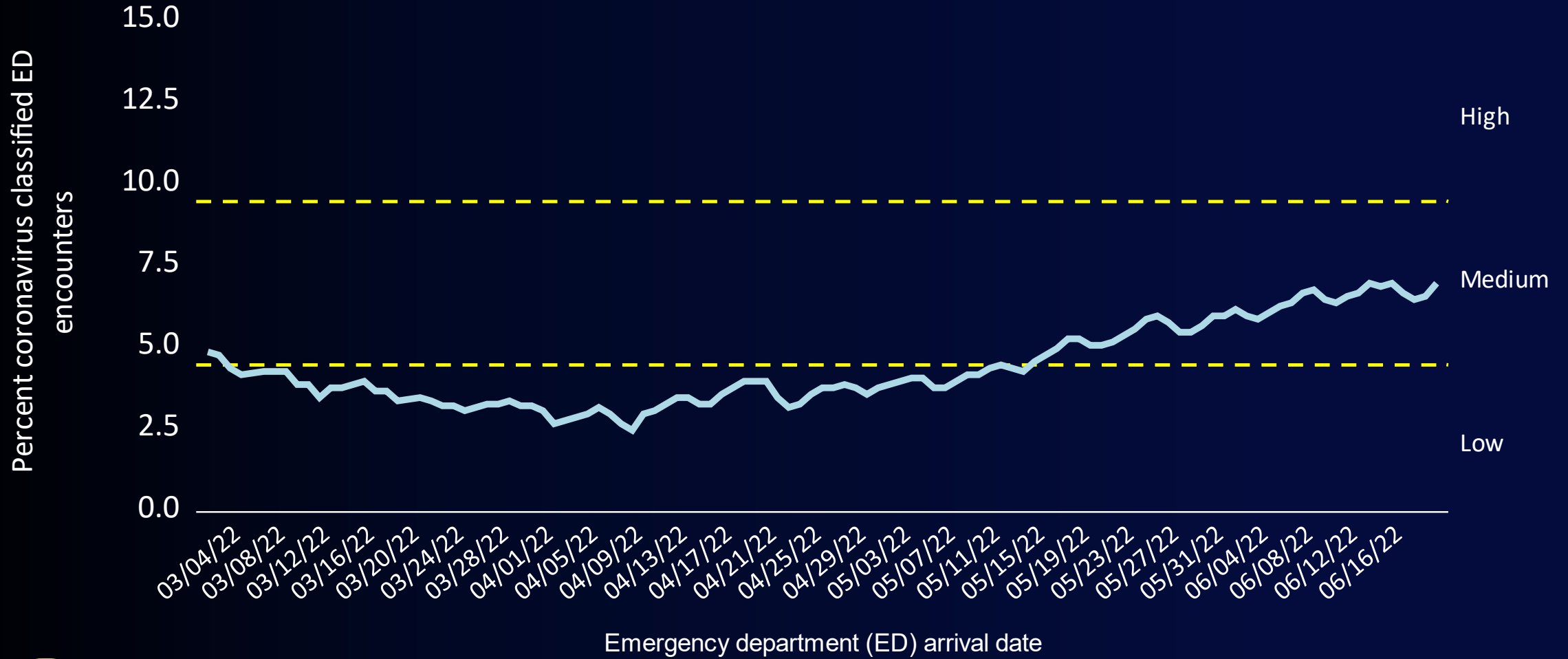
[covid19.lacounty.gov](https://www.covid19.lacounty.gov)

6/23/2022

\*Grey bars represent results that are still pending assignment to the correct sublineage/subvariant of Omicron.

^Includes descendant lineages (sub-lineages)

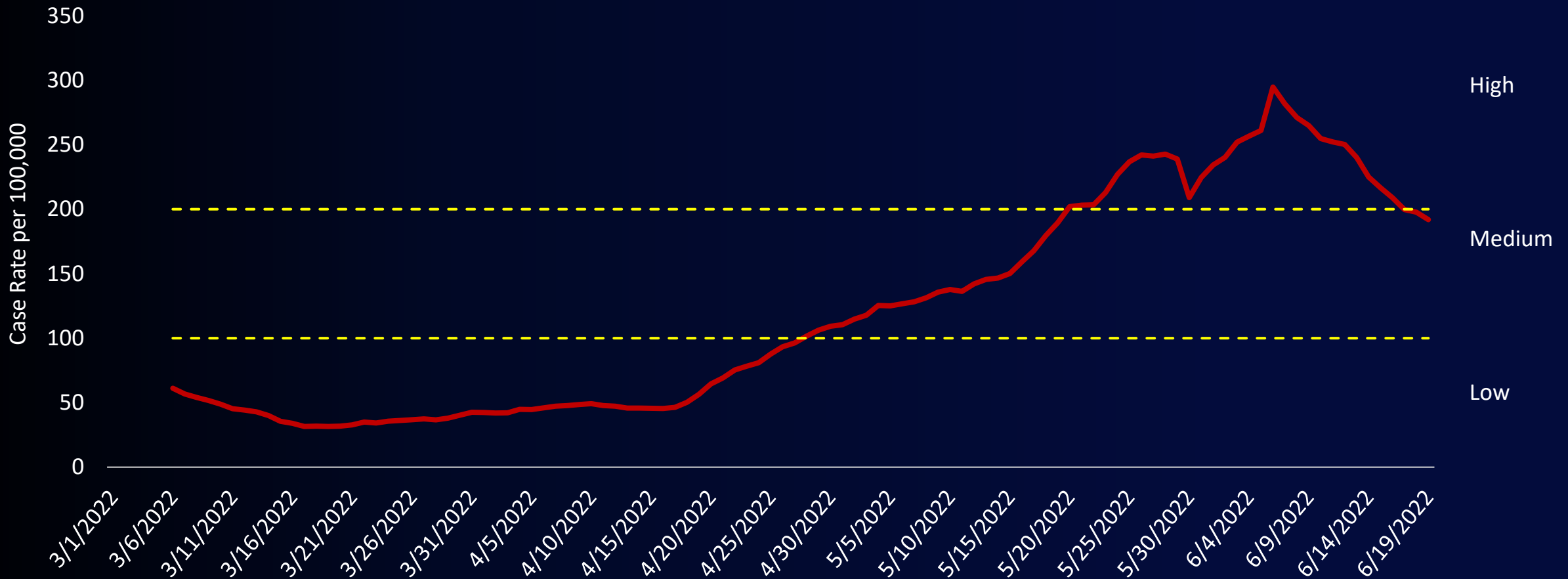
# 7-Day Average Percent of Emergency Department (ED) Encounters Classified as Coronavirus-Related March 1, 2022 – June 19, 2022



[covid19.lacounty.gov](https://covid19.lacounty.gov)

6/23/2022

# 7-Day Cumulative Crude Case Rate for the Lowest Income Areas (30-100% Area Poverty) March 1, 2022 – June 19, 2022



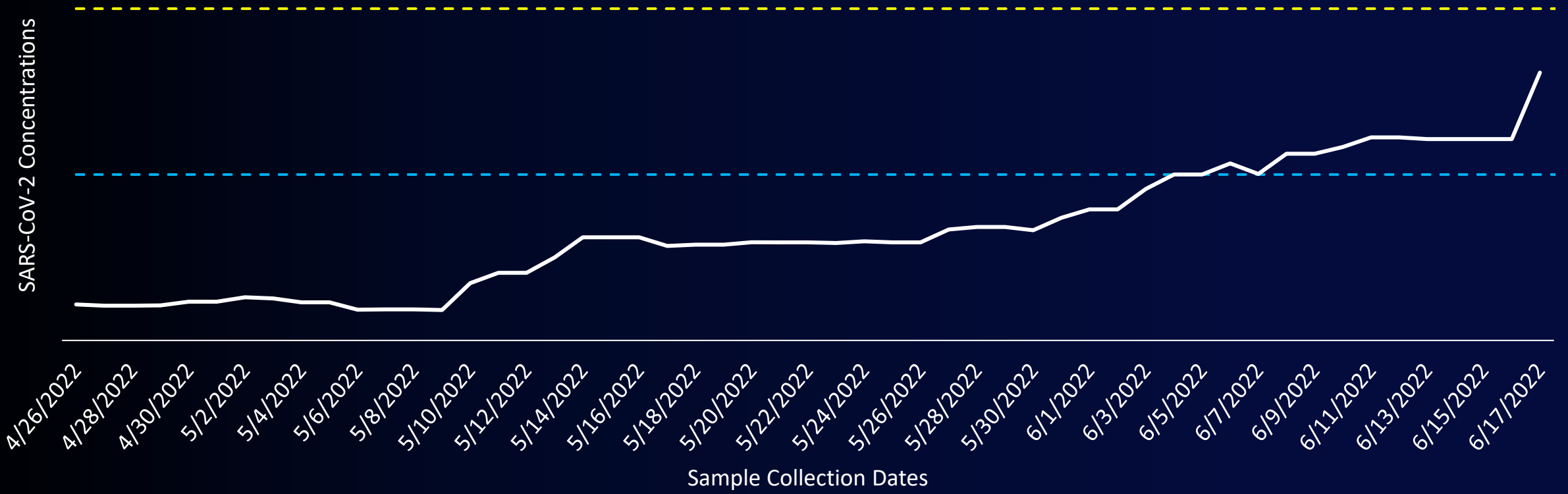
[covid19.lacounty.gov](https://covid19.lacounty.gov)

6/23/2022



# Los Angeles County Sanitation Districts (Joint Water Pollution Control Plant) SARS-CoV-2 Wastewater Concentration

- - - Average from 14 Days Ago      — 10-Day Rolling Average      - - - Twice Average from 14 Days Ago



[covid19.lacounty.gov](https://covid19.lacounty.gov)

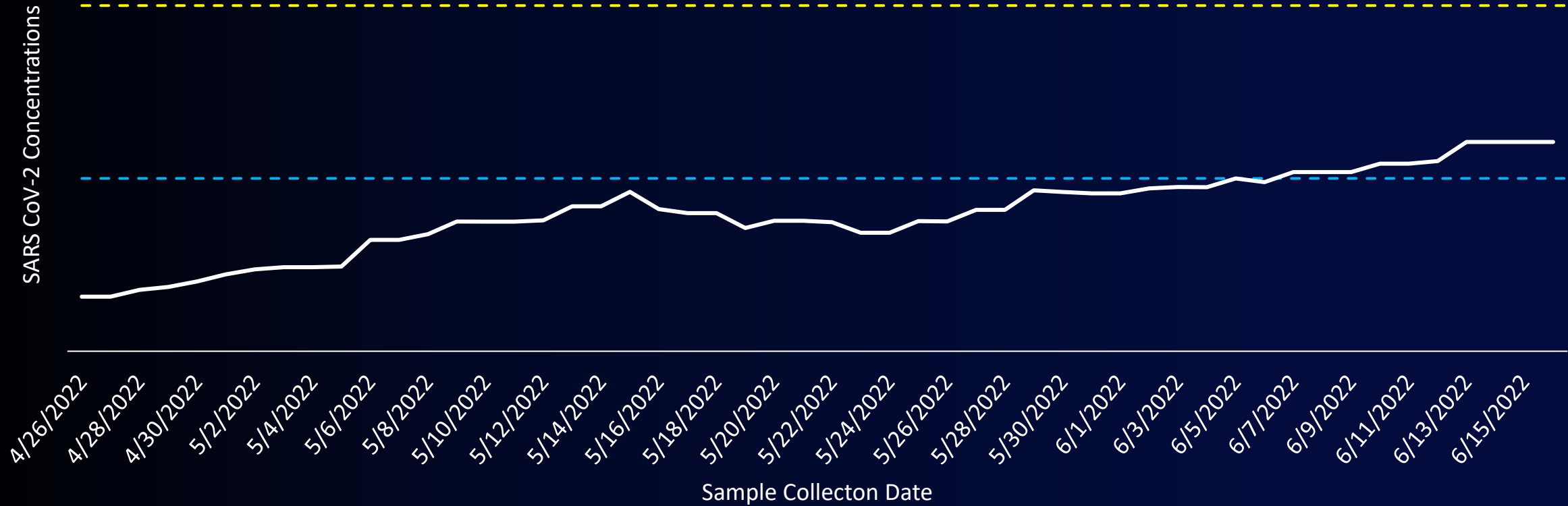
6/23/2022

Data from CDPH California Surveillance of Wastewater Systems (Cal-SuWers) Network

# Los Angeles City Sanitation and Environment (Hyperion) SARS-CoV-2 Wastewater Concentration

- - - Average from 14 Days Ago    — 10-Day Rolling Average    - - - Twice Average from 14 Days Ago

SARS CoV-2 Concentrations



[covid19.lacounty.gov](https://covid19.lacounty.gov)

6/23/2022

Data from CDPH California Surveillance of Wastewater Systems (Cal-SuWers) Network

# 14-Day Age-Adjusted Rate Ratios of Cases, Hospitalizations, and Deaths per 100,000 by Vaccination Status, Ages 5+

Unvaccinated

to

Fully vaccinated<sup>1</sup>

Cases <sup>2</sup>	1.57
Hospitalizations <sup>2</sup>	3.80
Deaths <sup>3</sup>	7.75



[covid19.lacounty.gov](https://covid19.lacounty.gov)

6/23/2022


<sup>1</sup> Includes boosted and not boosted individuals

<sup>2</sup> Data reflects the 14-day period of 5/27/22-6/9/22

<sup>3</sup> Data reflects the 14-day period of 5/20/22-6/2/22

# COVID-19 Among Fully Vaccinated People in Los Angeles County as of June 20, 2022

- 6,953,326 Fully Vaccinated
- 919,259 (13.2%) Tested Positive
- 14,117 (0.2%) Hospitalized
- 2,408 (0.03%) Died





[covid19.lacounty.gov](https://covid19.lacounty.gov)

6/23/2022



# COVID-19 Vaccines - Booster Eligibility\*

Ages	Primary Series		BOOSTER #1	BOOSTER #2
5-11 yrs 12-17 yrs	Pfizer (2 doses)	At least 5 months	 Pfizer only	
18 + yrs	Pfizer, Moderna (2 doses)	At least 5 months	 Any	At least 4 months  Pfizer or Moderna For ages 50+
18 + yrs	Johnson & Johnson (1 dose)	At least 2 months	 Any	At least 4 months  Pfizer or Moderna For ages 50+, and 18+ who received 2 doses of J&J



[covid19.lacounty.gov](https://covid19.lacounty.gov)

6/23/2022

[ph.lacounty.gov/covidvaccineschedules](https://ph.lacounty.gov/covidvaccineschedules)

\*Adults 18+ who are immunocompromised are eligible for boosters sooner, and have more doses in their primary series



# COVID-19 Vaccines and other resources

---

## Where to get vaccinated

- Search by zip code, vaccine type:
  - [VaccinateLACounty.com](https://www.vaccinatelacounty.com)
  - [Myturn.ca.gov](https://myturn.ca.gov)

## What do I need to bring

- COVID vaccine card or digital record
- Health insurance card - *if you have one*
- Photo ID - *optional at sites run by Public Health*
- For children age 17 and under:
  - Parent/Guardian Consent Form
- Vaccination is free!
- US citizenship not required

## Other free services at

## Public Health Vaccination Sites

- All 7 sites: Free test kits for LA County residents
- Additional services at **Ted Watkins Park** and **Obregon Park** in LA, **Market Street Center** in Santa Clarita:
  - Testing, prescription for treatment if eligible
  - Mental health resources
  - Home visitation program for pregnant and parenting individuals
  - Food available for pick up

## For more information or a ride to a vaccination site

- Call 833-540-0473 - daily 8:00am to 8:30pm



[covid19.lacounty.gov](https://www.covid19.lacounty.gov)

6/23/2022

[VaccinateLACounty.com](https://www.vaccinatelacounty.com)



# COVID-19 Vaccines for Children 5 and younger

## Age Group

## Vaccine

## Vaccine Schedule

6 months - 4 years

Pfizer-BioNTech



3 - 8 weeks



At least 8 weeks



6 months - 5 years

Moderna



4-8 weeks



## Now available in LA County!

[VaccinateLACounty.com](https://www.vaccinatelacounty.com)

[Myturn.ca.gov](https://www.myturn.ca.gov)



[covid19.lacounty.gov](https://www.covid19.lacounty.gov)

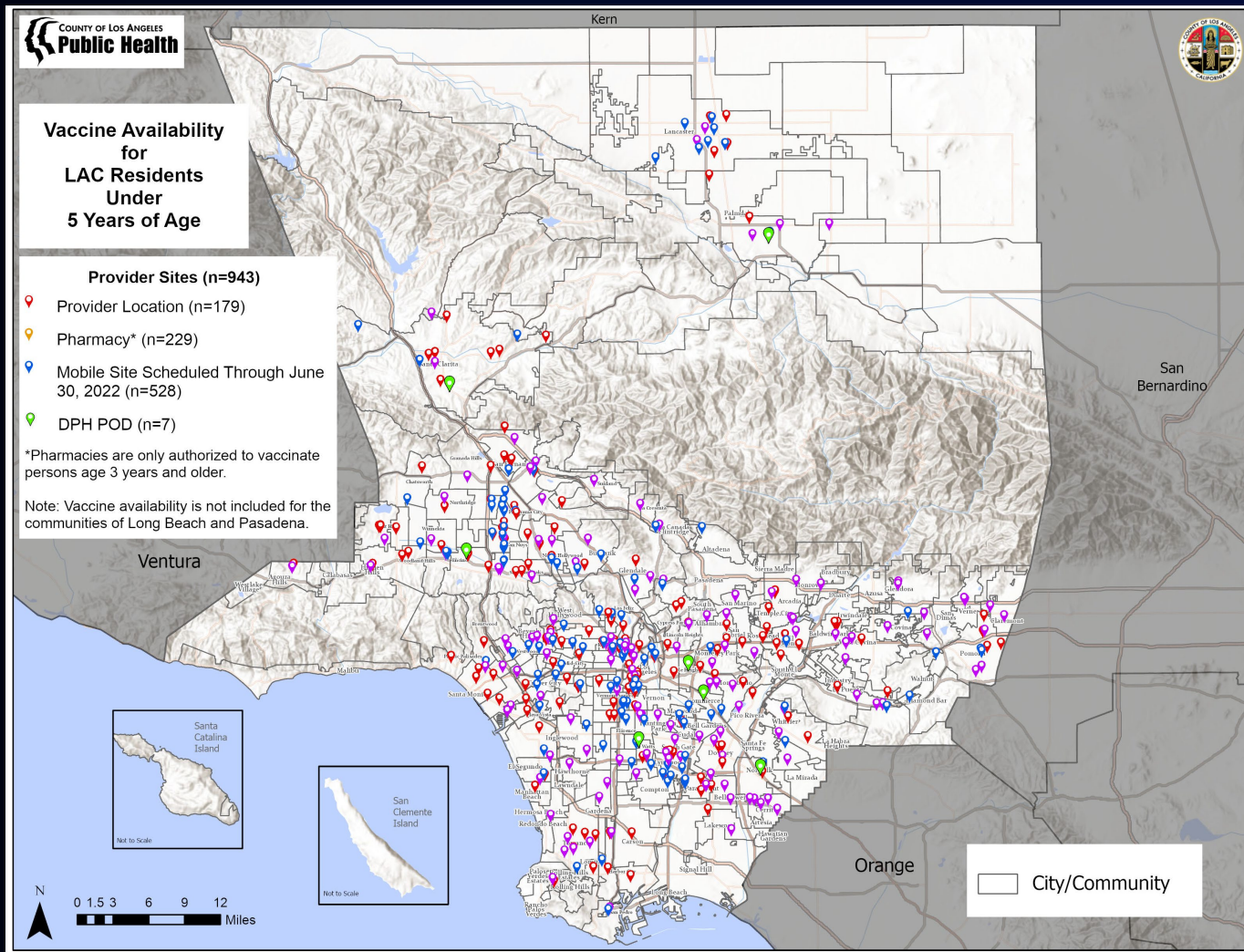
6/23/2022

[VaccinateLACounty.com](https://www.vaccinatelacounty.com)





# Locations with COVID-19 Vaccines for Children 5 and Younger



[covid19.lacounty.gov](https://covid19.lacounty.gov)

6/23/2022

[VaccinateLACounty.com](https://VaccinateLACounty.com)