

Transforming Nursing Home Care Together (TNT) Program

Unit 1, Week#: 6

Questions and Answers

Didactic Session: (08/10/2022)

Question:	How can we get the copy of the presentation from previous lecture?
Answer:	Presentation slides, didactic session recordings, Questions and Answers from each week can be found on the TNT Website (http://publichealth.lacounty.gov/acd/TNTProgram.htm) in the section titled <i>Unit 1: Past Sessions</i> . The materials for each week will be uploaded to the TNT website within a week following each didactic session.

Question:	Can you send the quiz link?
Answer:	Post-session Evaluation Quiz links will always be emailed to all Designated Participants after each didactic session. The links can also be found on the TNT Website in the section titled <i>Unit 1: Past Sessions</i> within a week following each didactic session.

Question:	Where can we get the COVID-19 vaccination tracker template?
Answer:	The COVID-19 vaccination tracker template, which is an example of good data management, will be added to the <i>Resources</i> section of the TNT Website after our epidemiologists have finished updating it. It will also be emailed to all Designated Participants when it is ready and has been uploaded to the website.

Question:	Will the weekly CDPH survey ever populate to NHSN so we don't have to report that data twice weekly?
Answer:	If you confer rights to CDPH, they will upload the data for you every Thursday. This can take a few weeks to process. Even after conferring rights to CDPH, it is still recommended to verify the data has been uploaded correctly.



Group ID: 12528
Password: joinCDPH

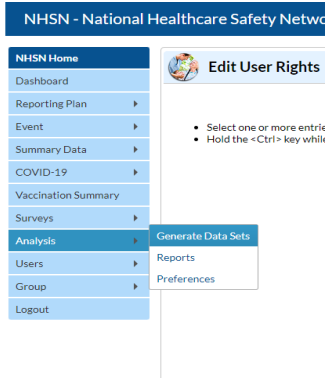
Question:

Where does the information capture the percentage?

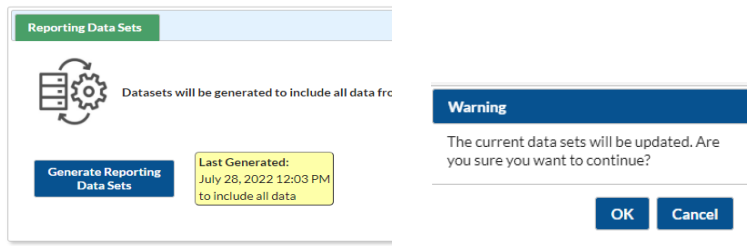
Answer:

The percentage is calculated under analysis on the left-hand panel. The steps are outlined below:

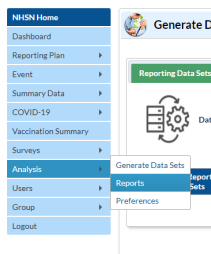
1. Click on Analysis and generate data sets.



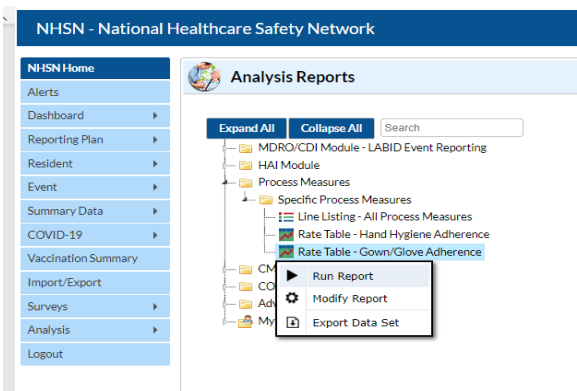
2. Click on Generate Reporting Data Sets and Ok to continue.

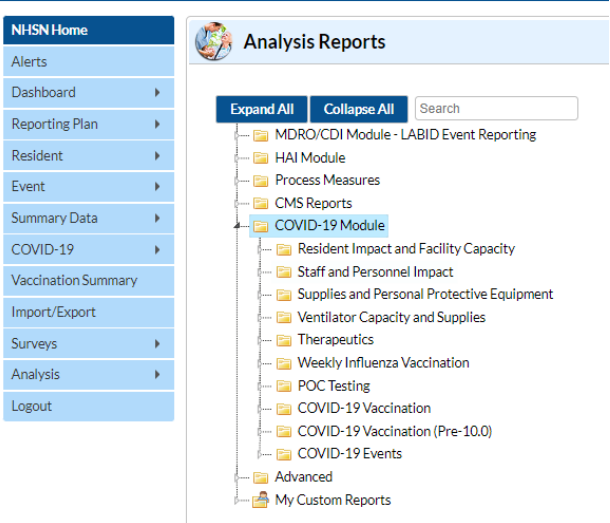


3. Once the Data sets have been generated, click on analysis and reports



4. Click on the folder for Process Measures, Specific Process Measures, Rate Table – Hand Hygiene Adherence OR Rate Table – Gown/Glove Adherence, Run Report



Question:	Can I do the analysis for COVID-19 too?
Answer:	<p>Yes. Instead of clicking on the folder for Process Measures, click on the folder for the COVID-19 Module. You can run reports for any of the pathways/modules.</p> 

Question:	Are the UTI and MDRO templates available in HSAG website?
Answer:	<p>This UTI and MDRO templates are available on the NHSN website. Please see below for the direct links:</p> <p>NHSN UTI Tracking Form for SNFs - https://www.cdc.gov/nhsn/forms/57.140_UTI_LTCF_BLANK.pdf</p> <p>NHSN MDRO Tracking Form for SNFs - https://www.cdc.gov/nhsn/forms/57.138_LabIDEvent_LTCF_BLANK.pdf</p>

Question:	Can we use this if we are only level 1?
Answer:	<p>You can use the flu vaccination and prevention process measures module with level 1 access. However, you need level 3 access to enter resident level data (UTIs/MDROs). If you need assistance upgrading to level 3 access, please reach out to Simi Williams at swilliams1@hsag.com</p>