

# Ask an IP


## Learning and Communication Series

Week 6- Office Hours

Wednesday Oct 27th, 2021



Acute Communicable Disease Control Program  
Los Angeles County Department of Public Health





## Disclosures

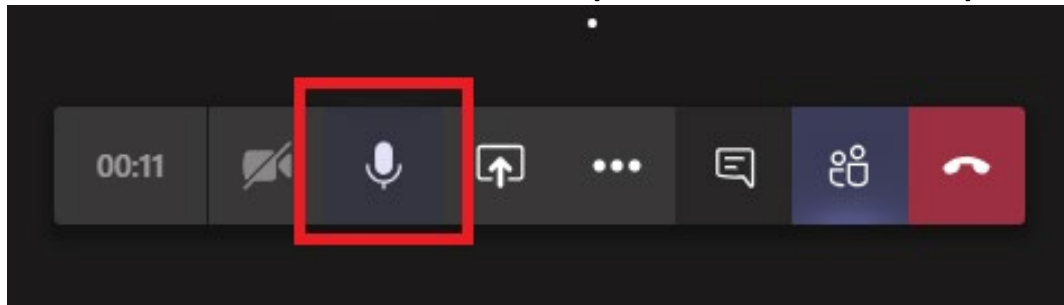
There is no commercial support for today's call

Neither the speakers nor planners for today's call have disclosed any financial interests related to the content of the meeting

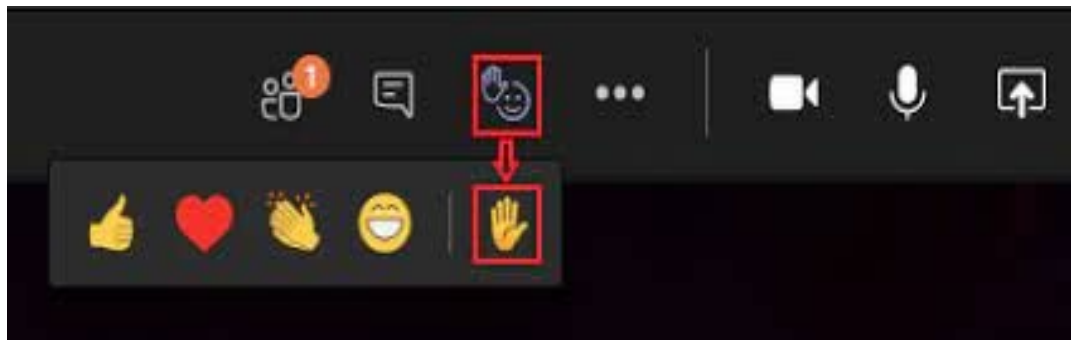
This call is meant for healthcare facilities and is off the record and reporters should log off now

# Housekeeping

- How to Mute/Unmute (Ctrl+ Shift+ M):

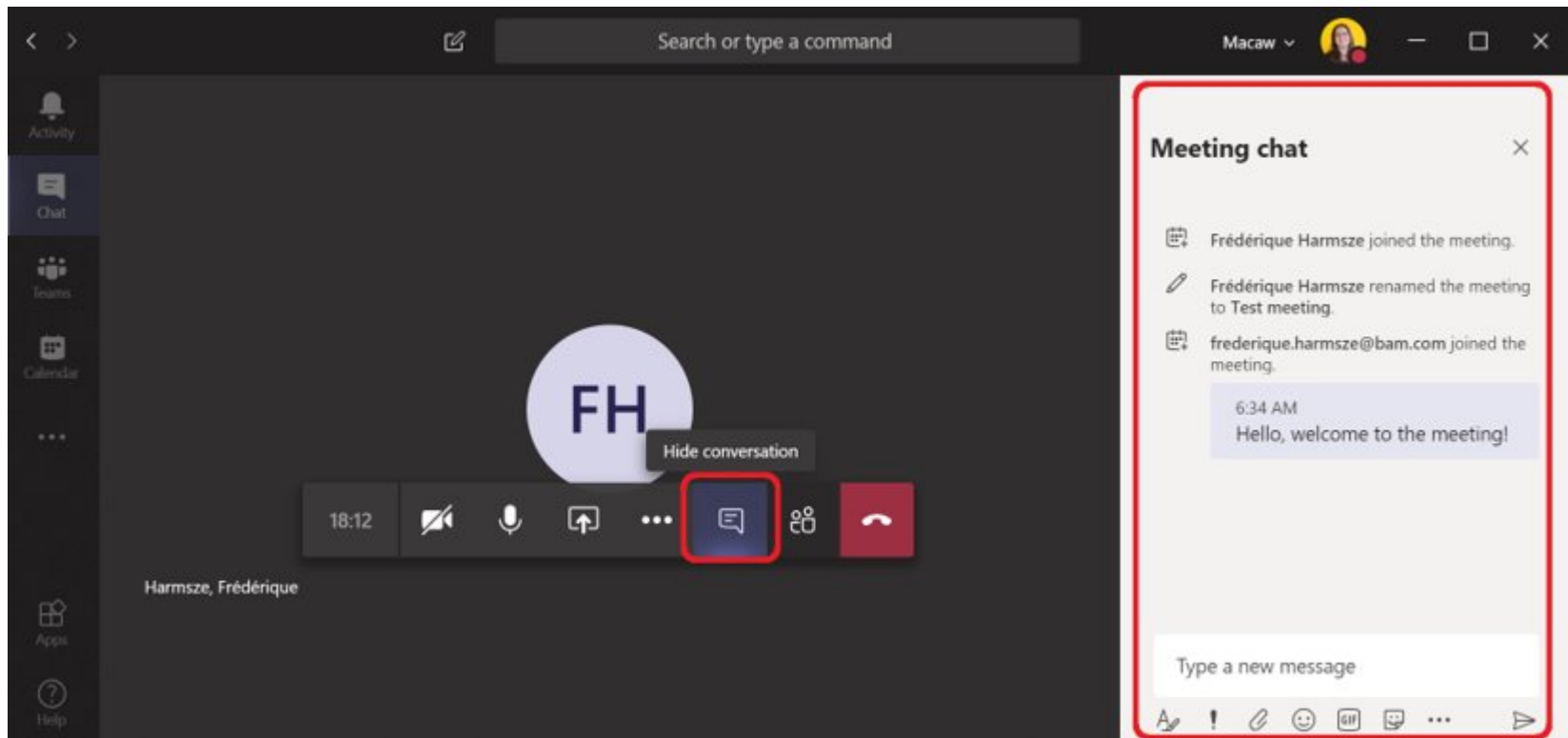


- How to Raise Hand:



# Housekeeping

- How to use chat:





# Reminder

We want to thank you all for your wonderful questions these last few weeks, during our Ask the IP Sessions. The focus of these sessions is core infection prevention practices (beyond COVID-19) that must be used in all care settings and to foster discussion among LA County Skilled Nursing Facilities about infection control practices.

We would like to remind everyone that the LACDPH COVID-19 Guidance has been updated as of **10-01-2021**, please take time to review the updates and the current guidance from the County. We will not be reviewing guidelines during these sessions.

## **Link to Guidelines:**

<http://publichealth.lacounty.gov/acd/ncorona2019/healthfacilities/snf/prevention/>



## DPH Infection Prevention Team

Walteena Brooks, LVN

Rachel Gibbs, RN, BSN

Marco Marquez, MPH, CIC

Harriett Pitt, MS, RN

Krystal Smith, MSc, CIC

Contact Us: [LACSNF@ph.lacounty.gov](mailto:LACSNF@ph.lacounty.gov)



# Objectives

- Review **key outbreak investigation steps**
- Discuss **reportable diseases** and who to report to
- Foster discussion among LA County Skilled Nursing Facilities about infection control practices



# Definitions

- **Outbreak**
  - Case(s) that occur **above** the expected level
  - The number of cases that indicate an outbreak can vary
  - Relative to the **usual frequency** of the disease
- **Unusual Disease**
  - Rare disease
  - Emerging disease
  - Syndrome of unknown etiology
- **Unusual Occurrence**
  - Outbreaks
  - Major accidents and catastrophes
  - Threatens the welfare, safety or health of residents, staff or visitors

1. <http://publichealth.lacounty.gov/acd/docs/DayTwo/OutbreakMan.pdf>
2. <https://www.cdc.gov/eis/field-epi-manual/chapters/Healthcare-Settings.html#fig18-1>
3. <https://www.cdph.ca.gov/Programs/CHCO/LCP/CDPH%20Document%20Library/AFL-19-18.pdf>





# Reporting Outbreaks



KAREN L. SMITH, MD, MPH  
State Public Health Officer & Director

State of California—Health and Human Services Agency  
California Department of Public Health



GAVIN NEWSOM  
Governor

May 13, 2019

AFL 19-18

**TO:** General Acute Care Hospitals (GACH)  
Skilled Nursing Facilities (SNF)

**SUBJECT:** Requirements to Report Outbreaks and Unusual Infectious Disease Occurrences

**AUTHORITY:** Title 42 Code of Federal Regulations (CFR) section 482.42,  
Title 17 California Code of Regulations (CCR) sections 2500-2502,  
Title 22 CCR sections 70737, 70739, 72523, 72539, and 72541

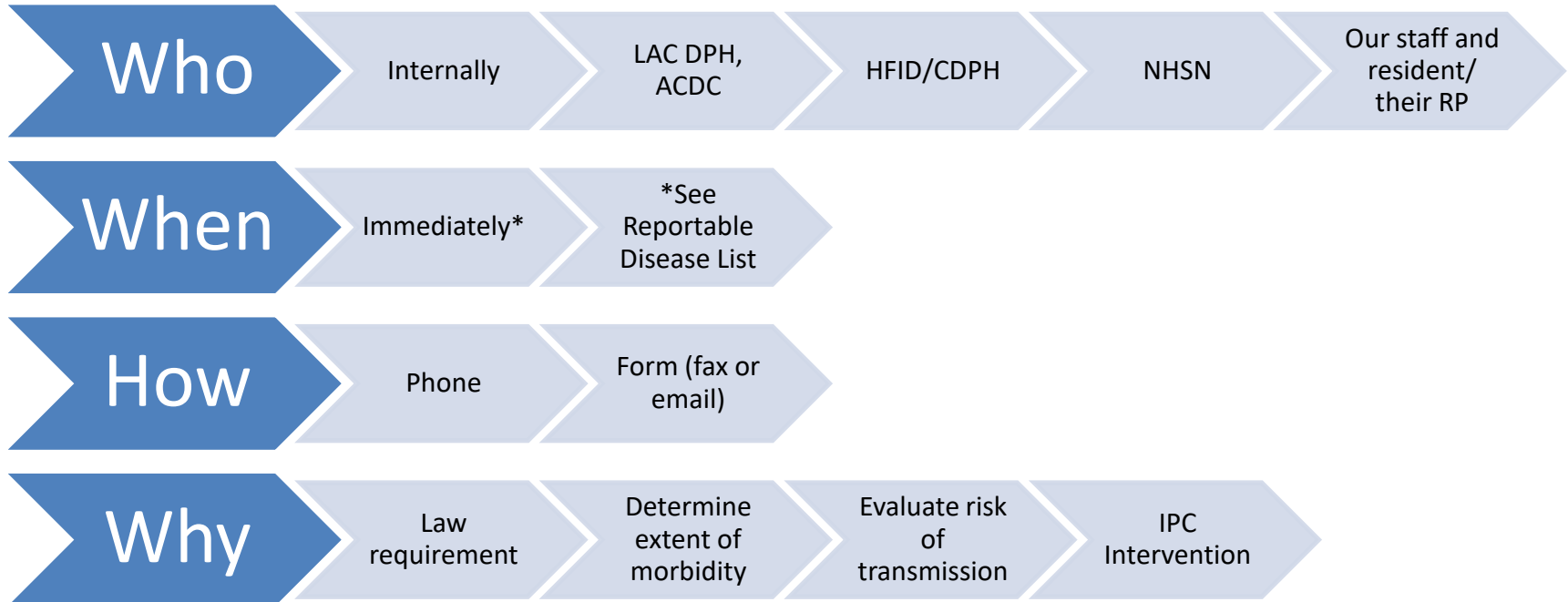
## All Facilities Letter (AFL) Summary

This AFL reminds providers of the requirements to report outbreaks and unusual infectious disease occurrences to the local public health officer and the California Department of Public Health (CDPH), and provides definitions and examples of reportable incidents.

1. <https://www.cdph.ca.gov/Programs/CHCQ/LCP/CDPH%20Document%20Library/AFL-19-18.pdf>



# Reporting Outbreaks



1. <http://publichealth.lacounty.gov/acd/docs/DayTwo/OutbreakMan.pdf>
2. <https://www.cdc.gov/eis/field-epi-manual/chapters/Healthcare-Settings.html#fig18-1>
3. <https://www.cdph.ca.gov/Programs/CHCQ/LCP/CDPH%20Document%20Library/AFL-19-18.pdf>
4. <http://publichealth.lacounty.gov/acd/docs/ReportableDiseaseListMarch2020.pdf>



# Outbreak Investigation Steps

1. **Verify** the diagnosis
2. **Confirm** the presence of an HAI outbreak
3. **Alert** key partners
4. Case **definition**
5. **Identify** cases
6. Organize data- **person, place, time**
7. Targeted **observations**
8. Formulate & test **hypotheses**
9. IPC **assessment and intervention**
10. Follow up, **communicate** findings

1. <http://publichealth.lacounty.gov/acd/docs/DayTwo/OutbreakMan.pdf>

2. <https://www.cdc.gov/eis/field-epi-manual/chapters/Healthcare-Settings.html#fig18-1>

3. <https://www.cdph.ca.gov/Programs/CHCQ/LCP/CDPH%20Document%20Library/AFL-19-18.pdf>



## Interactive Case Study

- Upon reporting for work today (day 1), you are notified of a resident presenting with:
  - Fever
  - Sore throat
  - Rash

What do you do?



## Interactive Case Study

- Upon reporting for work today (day 2), you are notified of 3 more residents:
  - Two residents: fever, sore throat, rash, swollen lymph nodes
  - One resident: fever, headaches, rash, purulent wound drainage

What do you do?



## Interactive Case Study

- Upon reporting for work today (day 3), you get the culture results from the first resident:
  - *Streptococcus pyogenes*
  - AKA group A *Streptococcus* or group A strep

What do you do?



# Interactive Case Study- Outbreak Investigation

1. Verify the diagnosis	
2. Confirm the presence of an HAI outbreak	
3. Alert key partners	
4. Establish a case definition	
5. Identify additional cases	



# Interactive Case Study- Outbreak Investigation

1. Verify the diagnosis	<ul style="list-style-type: none"><li>• Ensure the diagnosis is <b>correct</b></li><li>• Review the lab report</li><li>• Ensure there is no lab error</li><li>• Confirm there have been <b>no changes in surveillance or case definition</b></li></ul>
<b>2. Confirm the presence of an HAI outbreak</b>	
3. Alert key partners	
4. Establish a case definition	
5. Identify additional cases	





# Interactive Case Study- Outbreak Investigation

1. Verify the diagnosis	<ul style="list-style-type: none"><li>• Ensure the diagnosis is correct</li><li>• Review the lab report</li><li>• Ensure there is no lab error</li><li>• Confirm there have been no changes in surveillance or case definition</li></ul>
2. Confirm the presence of an HAI outbreak	<ul style="list-style-type: none"><li>• Confirm the presence of a <b>TRUE</b> outbreak and not a pseudo-outbreak</li><li>• <b>Community</b> acquired?</li><li>• Are residents leaving the facility often?</li><li>• Any recent group events outside the facility?</li><li>• Consider <b>organism incubation period, infectivity, transmission</b> (droplet &amp; contact)</li></ul>
<b>3. Alert key partners</b>	
4. Establish a case definition	
5. Identify additional cases	



# Interactive Case Study- Outbreak Investigation

1. Verify the diagnosis	<ul style="list-style-type: none"><li>• Ensure the diagnosis is correct</li><li>• Review the lab report</li><li>• Ensure there is no lab error</li><li>• Confirm there have been no changes in surveillance or case definition</li></ul>
2. Confirm the presence of an HAI outbreak	<ul style="list-style-type: none"><li>• Confirm the presence of a TRUE outbreak and not a pseudo-outbreak</li><li>• Community acquired?</li><li>• Are residents leaving the facility often?</li><li>• Any recent group events outside the facility?</li><li>• Consider organism incubation period, infectivity, transmission (droplet &amp; contact)</li></ul>
3. Alert key partners	<ul style="list-style-type: none"><li>• <i>*Ask lab to save isolates</i></li><li>• Identify <b>internal</b> partners: medical director, admin, etc.</li><li>• Identify <b>external</b> partners: local hospital, sister facility, dialysis centers, etc.</li><li>• (already reported to public health)</li></ul>
4. Establish a case definition	
5. Identify additional cases	



# Interactive Case Study- Outbreak Investigation

1. Verify the diagnosis	<ul style="list-style-type: none"><li>• Ensure the diagnosis is correct</li><li>• Review the lab report</li><li>• Ensure there is no lab error</li><li>• Confirm there have been no changes in surveillance or case definition</li></ul>
2. Confirm the presence of an HAI outbreak	<ul style="list-style-type: none"><li>• Confirm the presence of a TRUE outbreak and not a pseudo-outbreak</li><li>• Community acquired?</li><li>• Are residents leaving the facility often?</li><li>• Any recent group events outside the facility?</li><li>• Consider organism incubation period, infectivity, transmission (droplet &amp; contact)</li></ul>
3. Alert key partners	<ul style="list-style-type: none"><li>• *Ask lab to save isolates</li><li>• Identify internal partners: medical director, admin, etc.</li><li>• Identify external partners: local hospital, sister facility, dialysis centers, etc.</li><li>• (already reported to public health)</li></ul>
4. Establish a case definition	<p>A <b>broad case definition</b> (can refine later)</p> <ul style="list-style-type: none"><li>• Clinical information: lab results, signs, symptoms</li><li>• Demographics: age, race, sex</li><li>• Location of possible exposure or time of onset: ward, unit, wing</li><li>• Defined time during which exposure or onset occurred</li><li>• <b>Based on the causative agent</b> (<i>S. pyogenes</i>)</li></ul> <p>Example: <b>resident or staff member in ___ unit with group A strep from Oct 20th- January 31<sup>st</sup></b></p>
5. Identify additional cases	



# Interactive Case Study- Outbreak Investigation

1. Verify the diagnosis	<ul style="list-style-type: none"><li>• Ensure the diagnosis is correct</li><li>• Review the lab report</li><li>• Ensure there is no lab error</li><li>• Confirm there have been no changes in surveillance or case definition</li></ul>
2. Confirm the presence of an HAI outbreak	<ul style="list-style-type: none"><li>• Confirm the presence of a TRUE outbreak and not a pseudo-outbreak</li><li>• Community acquired?</li><li>• Are residents leaving the facility often?</li><li>• Any recent group events outside the facility?</li><li>• Consider organism incubation period, infectivity, transmission (droplet &amp; contact)</li></ul>
3. Alert key partners	<ul style="list-style-type: none"><li>• *Ask lab to save isolates</li><li>• Identify internal partners: medical director, admin, etc.</li><li>• Identify external partners: local hospital, sister facility, dialysis centers, etc.</li><li>• (already reported to public health)</li></ul>
4. Establish a case definition	<ul style="list-style-type: none"><li>• A broad case definition (can refine later)</li><li>• Clinical information: lab results, signs, symptoms</li><li>• Demographics: age, race, sex</li><li>• Location of possible exposure or time of onset: ward, unit, wing</li><li>• Defined time during which exposure or onset occurred</li><li>• Based on the causative agent (<i>S. pyogenes</i>)</li></ul> <p>Example: resident or staff member in ___ unit with group A strep from Oct 20th- Nov 30th</p>
5. Identify additional cases	<ul style="list-style-type: none"><li>• <b>Microbiology</b> reports</li><li>• Symptom logs</li><li>• Interview providers</li><li>• <b>Pharmacy</b> records</li><li>• EMR records</li><li>• Review <b>staff assignments</b></li></ul>



# Interactive Case Study- Outbreak Investigation

6. Organize data: person, place, time	
7. Targeted observations	
8. Formulate & test hypothesis	
9. IPC assessment & intervention	
10. Follow up & communicate findings	



# Interactive Case Study- Outbreak Investigation

<p>6. Organize data: person, place, time</p>	<p><b>Line list</b> (standard case report form)</p> <ul style="list-style-type: none"><li>• Demographics, Comorbidities</li><li>• Date of admission, Date of illness onset, Date of discharge (if applicable)</li><li>• Location (room, bed)</li><li>• Medications, Procedures</li><li>• Attending providers/nursing staff</li></ul> <p><b>Epi curve</b></p> <ul style="list-style-type: none"><li>• Illustrate by day, week, month</li><li>• Can help estimate a probable exposure period and give clues about epidemic pattern</li></ul>
<p><b>7. Targeted observations</b></p>	
<p>8. Formulate &amp; test hypothesis</p>	
<p>9. IPC assessment &amp; intervention</p>	
<p>10. Follow up &amp; communicate findings</p>	



# Interactive Case Study- Outbreak Investigation

<p>6. Organize data: person, place, time</p>	<p>Line list (standard case report form)</p> <ul style="list-style-type: none"><li>• Demographics, Comorbidities</li><li>• Date of admission, Date of illness onset, Date of discharge (if applicable)</li><li>• Location (room, bed)</li><li>• Medications, Procedures</li><li>• Attending providers/nursing staff</li></ul> <p>Epi curve</p> <ul style="list-style-type: none"><li>• Illustrate by day, week, month</li><li>• Can help estimate a probable exposure period and give clues about epidemic pattern</li></ul>
<p>7. Targeted observations</p>	<p><b>Practice vs. Policy</b></p> <ul style="list-style-type: none"><li>• Accurate chart documentation?</li><li>• HH compliance, supplies</li><li>• Standard &amp; transmission-based precautions (<b>PPE selection, donning, doffing</b>), isolation signs</li><li>• EVS cleaning &amp; disinfection <b>process</b></li><li>• Specimen collection &amp; transport</li></ul>
<p><b>8. Formulate &amp; test hypothesis</b></p>	
<p>9. IPC assessment &amp; intervention</p>	
<p>10. Follow up &amp; communicate findings</p>	



# Interactive Case Study- Outbreak Investigation

<p>6. Organize data: person, place, time</p>	<p>Line list (standard case report form)</p> <ul style="list-style-type: none"><li>• Demographics, Comorbidities</li><li>• Date of admission, Date of illness onset, Date of discharge (if applicable)</li><li>• Location (room, bed)</li><li>• Medications, Procedures</li><li>• Attending providers/nursing staff</li></ul> <p>Epi curve</p> <ul style="list-style-type: none"><li>• Illustrate by day, week, month</li><li>• Can help estimate a probable exposure period and give clues about epidemic pattern</li></ul>
<p>7. Targeted observations</p>	<p>Practice vs. Policy</p> <ul style="list-style-type: none"><li>• Accurate chart documentation?</li><li>• HH compliance, supplies</li><li>• Standard &amp; transmission-based precautions (PPE selection, donning, doffing), isolation signs</li><li>• EVS cleaning &amp; disinfection process</li><li>• Specimen collection &amp; transport</li></ul>
<p>8. Formulate &amp; test hypothesis</p>	<p>To determine the cause &amp; extent of the outbreak</p> <ul style="list-style-type: none"><li>• Sampling and testing (<b>remember, there is assistance from public health</b>)</li><li>• Analytic study</li></ul>
<p>9. IPC assessment &amp; intervention</p>	
<p>10. Follow up &amp; communicate findings</p>	





# Interactive Case Study- Outbreak Investigation

<b>6. Organize data:</b> person, place, time	Line list (standard case report form) <ul style="list-style-type: none"><li>• Demographics, Comorbidities</li><li>• Date of admission, Date of illness onset, Date of discharge (if applicable)</li><li>• Location (room, bed)</li><li>• Medications, Procedures</li><li>• Attending providers/nursing staff</li></ul> Epi curve <ul style="list-style-type: none"><li>• Illustrate by day, week, month</li><li>• Can help estimate a probable exposure period and give clues about epidemic pattern</li></ul>
<b>7. Targeted observations</b>	Practice vs. Policy <ul style="list-style-type: none"><li>• Accurate chart documentation?</li><li>• HH compliance, supplies</li><li>• Standard &amp; transmission-based precautions (PPE selection, donning, doffing), isolation signs</li><li>• EVS cleaning &amp; disinfection process</li><li>• Specimen collection &amp; transport</li></ul>
<b>8. Formulate &amp; test hypothesis</b>	To determine the cause & extent of the outbreak <ul style="list-style-type: none"><li>• Sampling and testing (remember, there is assistance from public health)</li><li>• Analytic study</li></ul>
<b>9. IPC assessment &amp; intervention</b>	<ul style="list-style-type: none"><li>• Assessment: <a href="#">standardized tool</a>, physical walkthrough, targeted settings <a href="#">based on hypothesized source of transmission</a></li><li>• Identify gaps, Provide recommendations, Implement interventions</li></ul>
<b>10. Follow up &amp; communicate findings</b>	



# Interactive Case Study- Outbreak Investigation

<p>6. Organize data: person, place, time</p>	<p>Line list (standard case report form)</p> <ul style="list-style-type: none"><li>• Demographics, Comorbidities</li><li>• Date of admission, Date of illness onset, Date of discharge (if applicable)</li><li>• Location (room, bed)</li><li>• Medications, Procedures</li><li>• Attending providers/nursing staff</li></ul> <p>Epi curve</p> <ul style="list-style-type: none"><li>• Illustrate by day, week, month</li><li>• Can help estimate a probable exposure period and give clues about epidemic pattern</li></ul>
<p>7. Targeted observations</p>	<p>Practice vs. Policy</p> <ul style="list-style-type: none"><li>• Accurate chart documentation?</li><li>• HH compliance, supplies</li><li>• Standard &amp; transmission-based precautions (PPE selection, donning, doffing), isolation signs</li><li>• EVS cleaning &amp; disinfection process</li><li>• Specimen collection &amp; transport</li></ul>
<p>8. Formulate &amp; test hypothesis</p>	<p>To determine the cause &amp; extent of the outbreak</p> <ul style="list-style-type: none"><li>• Sampling and testing (remember, there is assistance from public health)</li><li>• Analytic study</li></ul>
<p>9. IPC assessment &amp; intervention</p>	<ul style="list-style-type: none"><li>• Assessment: standardized tool, physical walkthrough, targeted settings based on hypothesized source of transmission</li><li>• Identify gaps, Provide recommendations, Implement interventions</li></ul>
<p>10. Follow up &amp; communicate findings</p>	<ul style="list-style-type: none"><li>• <a href="#">Refine case definition</a>, Continue surveillance, Review intervention measures</li><li>• <a href="#">Update key partners</a>, Notify/update residents, responsible party, family, staff, providers</li><li>• Other (as directed by public health)</li><li>• <a href="#">Keep your records</a></li></ul>



## Note on Contact Tracing

- What is Contact Tracing?
- Why do we do it?
  - Contain & prevent
- When do we do contact tracing?
  - Suspecting an outbreak
  - Throughout the investigation
  - As directed by public health
- How?
- Questions to ask/things to consider

1. <https://www.cdc.gov/coronavirus/2019-ncov/downloads/php/COVID-19ContactTracingFlowChart.pdf>



# Programming

Session	Date (2021)	Covered Topics
Week 1	Wednesday, Sept 22nd	Antimicrobial Stewardship
Week 2	Wednesday, Sept 29th	Office Hours
Week 3	Wednesday, Oct 6th	Disease Surveillance
Week 4	Wednesday, Oct 13th	Office Hours
Week 5	Wednesday, Oct 20th	Outbreak Investigation
Week 6 (Today!)	Wednesday, Oct 27th	Office Hours
<b>Week 7</b>	<b>Wednesday, Nov 3rd</b>	<b>Regulatory Bodies</b>
Week 8	Wednesday, Nov 10th	Office Hours
Week 9	Wednesday, Nov 17th	Communication, Education and Advocacy
<del>Week 10</del>	<del>Wednesday, Nov 24th</del>	Week of Thanksgiving (off)
Week 11	Wednesday, Dec 1st	Office Hours
Week 12	Wednesday, Dec 8th	Professional Development, Resources and Other IP Settings
Week 13	Wednesday, Dec 15th	Office Hours



## Reminder

We want to thank you all for your wonderful questions these last few weeks, during our Ask the IP Sessions. The focus of these sessions is core infection prevention practices (beyond COVID-19) that must be used in all care settings and to foster discussion among LA County Skilled Nursing Facilities about infection control practices.

We would like to remind everyone that the LACDPH COVID-19 Guidance has been updated as of **10-01-2021**, please take time to review the updates and the current guidance from the County. We will not be reviewing guidelines during these sessions.

### **Link to Guidelines:**

<http://publichealth.lacounty.gov/acd/ncorona2019/healthfacilities/snf/prevention/>



# Questions

