

Long Beach Health District

HIV & STD Epidemiologic Profile 2021

This epidemiologic profile provides updated information about HIV and STDs in the Long Beach Health District in Los Angeles County (LAC). **All data represent persons aged ≥ 13 years. All rates are per 100,000.** See technical notes for additional details.

Percent of LAC PLWDH* residing in Long Beach

Long Beach residents make up **5%** of the LAC population

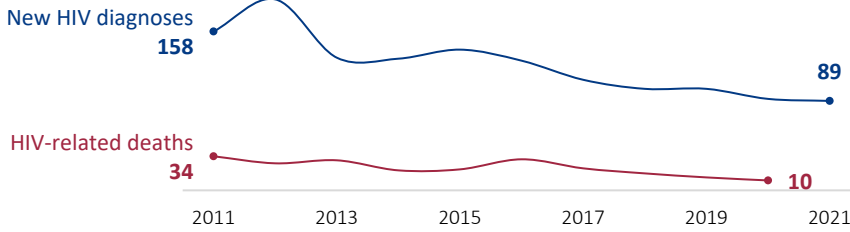


In 2021, Long Beach residents made up **8%** of the total number of PLWDH in LAC



*PLWDH = Persons living with diagnosed HIV

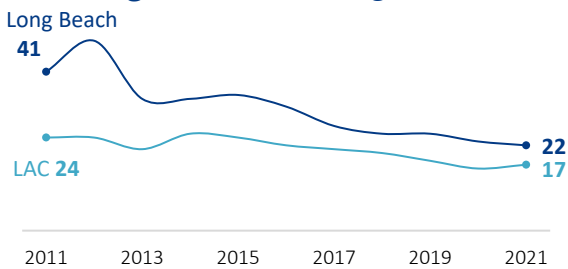
New Reported HIV Diagnoses & HIV-Related Deaths



New reported HIV diagnoses and HIV-related deaths among PLWDH in Long Beach have been on a declining trend since 2011.

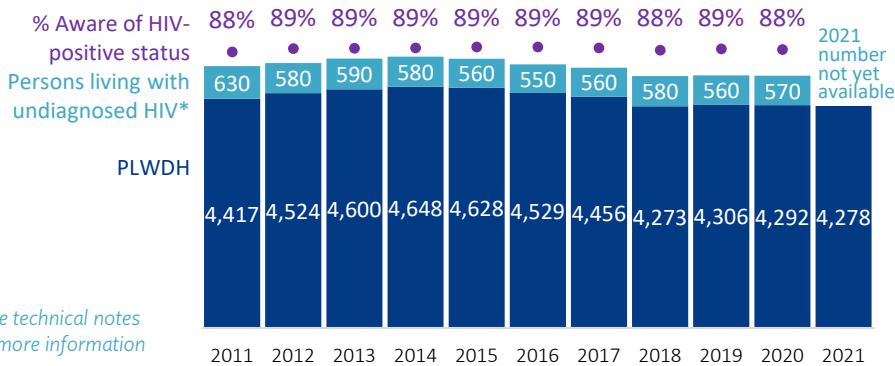
Note: It is recommended that 2014 and 2020 data be interpreted with caution due to situational factors. See technical notes for more information.

HIV Diagnosis Rates: Long Beach vs. LAC

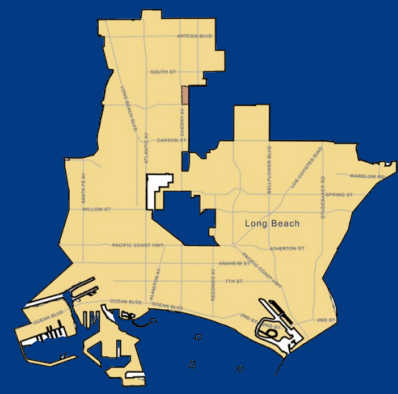


Between 2011 and 2021, HIV diagnosis rates in Long Beach have been consistently higher than in LAC overall. Rates have been decreasing in Long Beach and LAC.

Number of Persons Living with HIV & Percent Aware of HIV-Positive Status



* See technical notes for more information



399,016

Residents of Long Beach Health District in 2021 aged ≥ 13 years

89

New reported HIV diagnoses in 2021

597

New reported syphilis diagnoses in 2020

1,607

New reported gonorrhea diagnoses in 2020

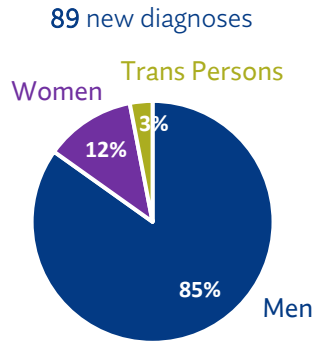
2,518

New reported chlamydia diagnoses in 2020

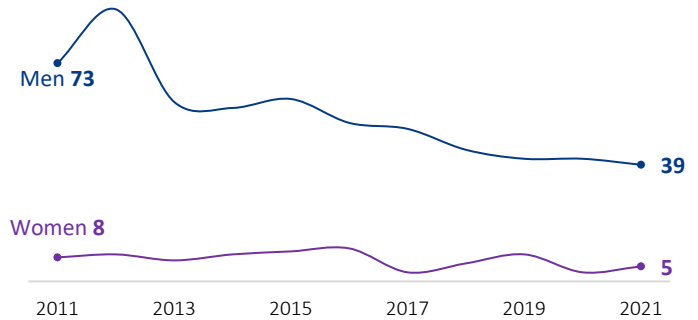
Long Beach Health District Epidemiologic Profile - 2021

Characteristics of New HIV Diagnoses – Gender, Race/Ethnicity, Age

2021 new HIV diagnoses by **gender**



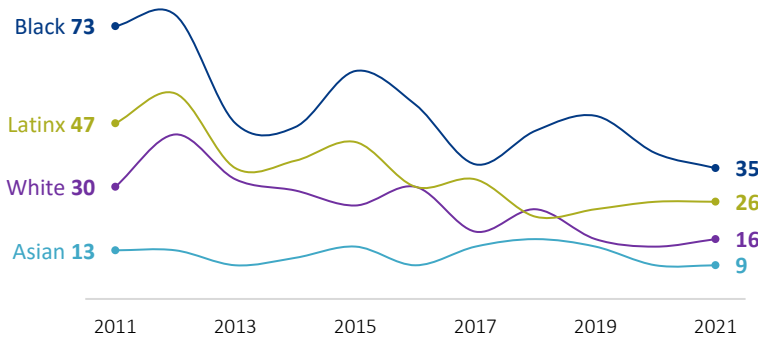
New HIV diagnosis rates¹ by **gender**



New HIV diagnosis rates have remained significantly higher among men than women, but between 2011 and 2021, rates have declined more substantially among men compared with women.

Note: Trans men and trans women are grouped into one category to maintain confidentiality due to small numbers. New HIV diagnosis rates among trans persons are not presented due to the unavailability of reliable population size estimates in LAC.

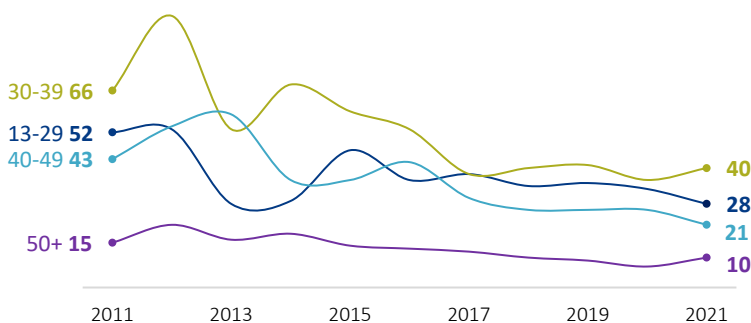
New HIV diagnosis rates¹ by **race/ethnicity**



Since 2011, new HIV diagnosis rates have declined for Black, Latinx, and White persons. Between 2011 and 2021, new HIV diagnosis rates among Black persons have been consistently higher than other race/ethnicity groups.

Note: Native Hawaiian and Pacific Islanders, American Indians and Alaska Natives, and persons of multiple race/ethnicities are not included in this profile due to small numbers in Long Beach.

New HIV diagnosis rates¹ by **age group**



Since 2011, new HIV diagnosis rates have declined across all age groups. Rates for persons aged 30-39 were higher than the other age groups. Rates for persons aged 50+ have remained relatively low.

¹ New HIV diagnosis rates are presented per 100,000 population
Due to small numbers, rates may be unreliable and should be interpreted with caution

Long Beach Health District Epidemiologic Profile - 2021

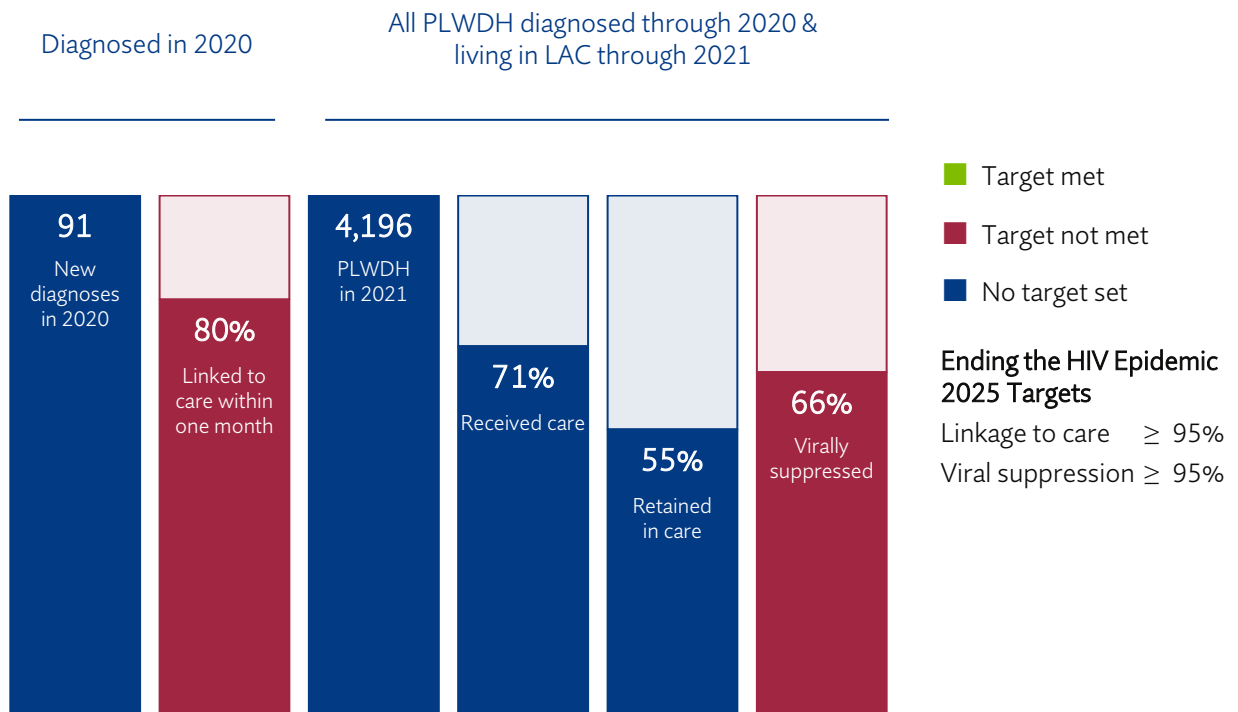
Transmission Category among Persons Newly Diagnosed with HIV by Gender

In 2021, the primary HIV transmission category among men was having sex with other men (MSM). The primary HIV transmission category among women was sex with men. For trans persons, the primary HIV transmission category was sexual contact.

To protect the privacy of persons with HIV, Los Angeles County applies data suppression rules when the total number in a stratum is less than 100. In accordance with those rules, a chart/table of transmission category among persons newly diagnosed with HIV by gender could not be presented for this health district.

HIV Care Continuum

The HIV care continuum is a series of steps starting from when a person is diagnosed with HIV through their achievement of viral suppression. The base population for measuring linkage to HIV care is persons who received an HIV diagnosis in a given calendar year, whereas the base population for the downstream steps in the continuum is all persons who were diagnosed with HIV through 2020 and were living in LAC as of year end 2021. The latter ensures at least one year of follow-up to measure receipt of care, retention in care, and viral suppression.

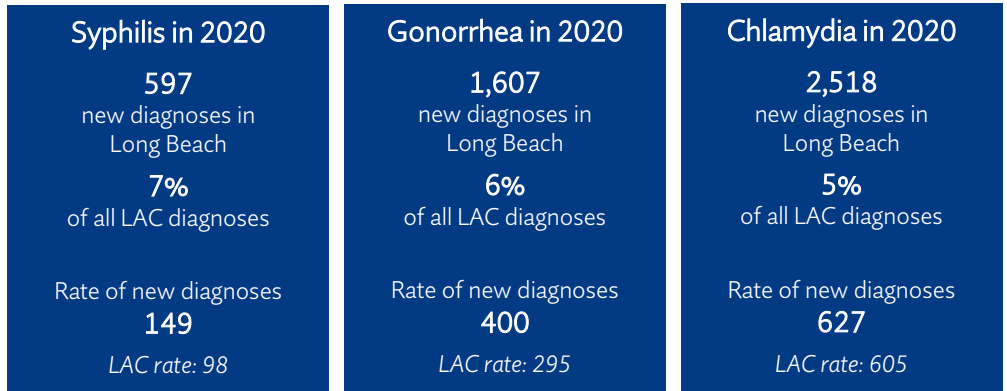


Linkage to care and viral suppression levels have not yet met the 2025 targets set for the Ending the HIV Epidemic (EHE) Initiative.

Long Beach Health District Epidemiologic Profile - 2021

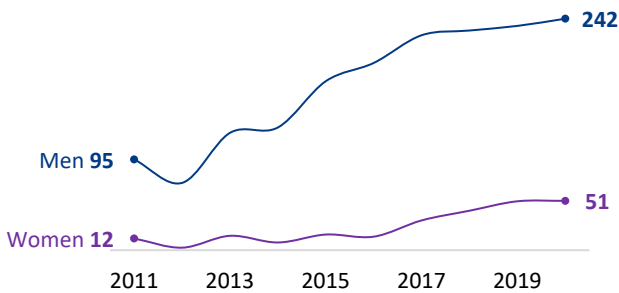
New Syphilis, Gonorrhea & Chlamydia Diagnoses and Rates: Long Beach vs. LAC

In 2020, a total of 4,722 new diagnoses of syphilis, gonorrhea, and chlamydia were reported among Long Beach Health District residents aged 13+ years. The rates of new diagnoses of syphilis, gonorrhea, and chlamydia were higher than in LAC.



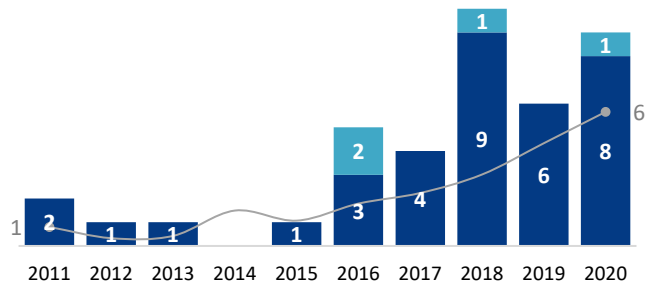
New STD Diagnosis Rates by Gender & New Congenital Syphilis Diagnoses

New syphilis diagnosis rates¹ by gender



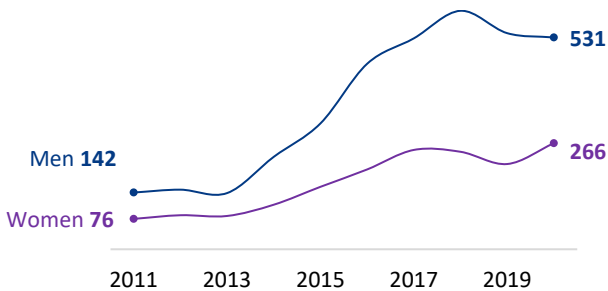
Since 2011, new syphilis diagnosis rates in Long Beach have increased for men and women. In 2020, the rate for men in Long Beach was more than four times higher than the rate for women.

Number of new congenital syphilis (CS) diagnoses by type: **Non-Stillbirths** & **Stillbirths** vs. Expected number of CS diagnoses



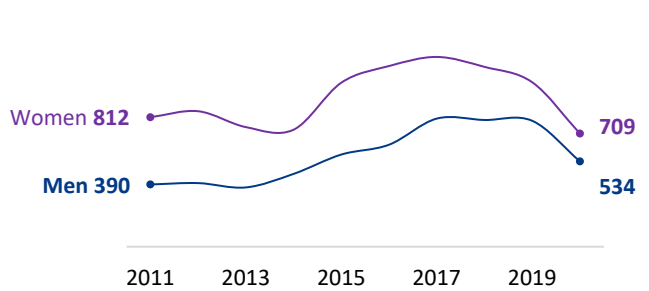
The number of new CS diagnoses in Long Beach has increased from 2011 to 2020. In 2020, the number of CS diagnoses was higher than expected. Four new stillbirth diagnoses have been reported since 2011.

New gonorrhea diagnosis rates¹ by gender



Since 2011, new gonorrhea diagnosis rates in Long Beach have increased for men and women. Between 2011 and 2020, rates for both men and women in Long Beach have more than tripled.

New chlamydia diagnosis rates¹ by gender



New chlamydia diagnosis rates in Long Beach have increased for both men and women between 2011 and 2019. The rates among women in Long Beach have been consistently higher than the rates among men.

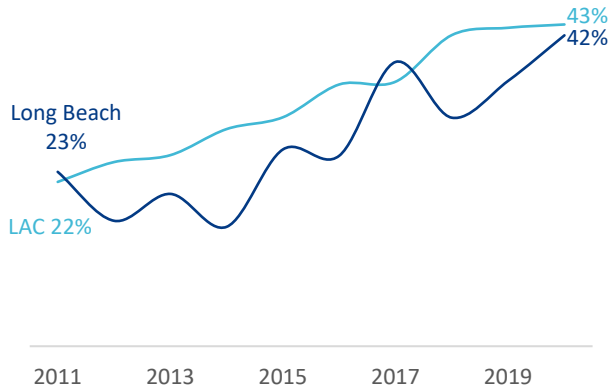
¹ New STD diagnosis rates are presented per 100,000 population
Due to small numbers, rates may be unreliable and should be interpreted with caution

Long Beach Health District Epidemiologic Profile - 2021

Coinfection of HIV and STDs: Long Beach vs. LAC

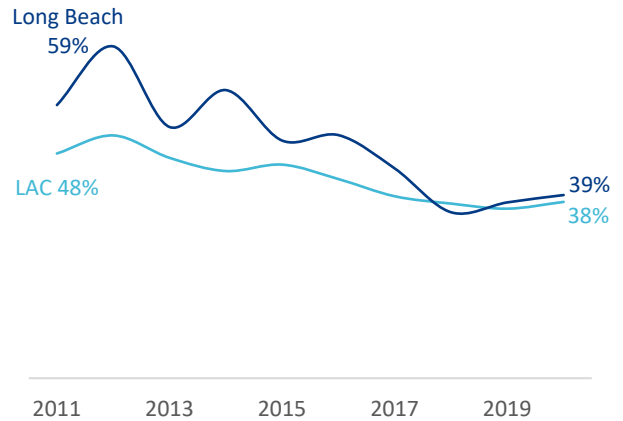
HIV and other STDs are syndemic in LAC. Persons with syphilis, gonorrhea, and/or chlamydia are at an increased risk of acquiring HIV due to biological and behavioral factors. STDs among PLWH can also increase HIV viral load and the risk of HIV transmission.

Percent of new HIV diagnoses coinfectd with an STD



The percentage of new HIV diagnoses in Long Beach with syphilis, gonorrhea, and/or chlamydia coinfection has increased from 23% in 2011 to 42% in 2020. This has tracked the trend in LAC overall.

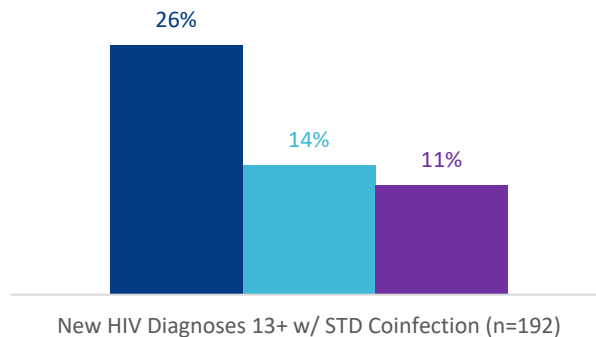
Percent of new syphilis diagnoses coinfectd with HIV



In 2020, more than a third of all new syphilis diagnoses in Long Beach were coinfectd with HIV. This proportion has declined from 59% in 2011 and has tracked the trend in LAC overall.

Coinfection with STDs among New HIV Diagnoses

Syphilis Gonorrhea Chlamydia



Among person newly diagnosed with HIV in 2019 & 2020, 26% had syphilis, 14% had gonorrhea and 11% chlamydia, in the same year as their HIV diagnosis.