

Pasadena Health District

HIV & STD Epidemiologic Profile 2021

This epidemiologic profile was made in partnership with the Pasadena Health Department and provides updated information about HIV and STDs in the Pasadena Health District in Los Angeles County (LAC). **All data represent persons aged ≥ 13 years. All rates are per 100,000.** See technical notes for additional details. For more information, please visit www.cityofpasadena.net/public-health/data.



Percent of LAC PLWDH* residing in Pasadena

Pasadena residents make up **1%** of the LAC population

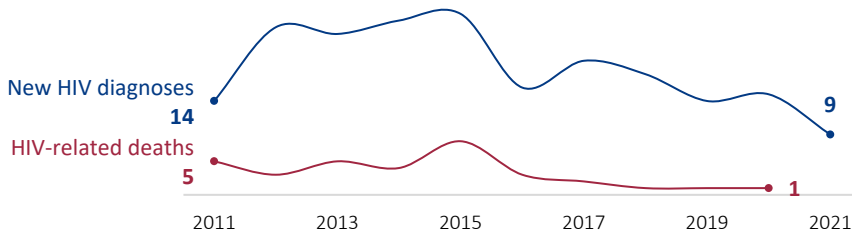


In 2021, Pasadena residents made up **1%** of the total number of PLWDH in LAC



*PLWDH = Persons living with diagnosed HIV

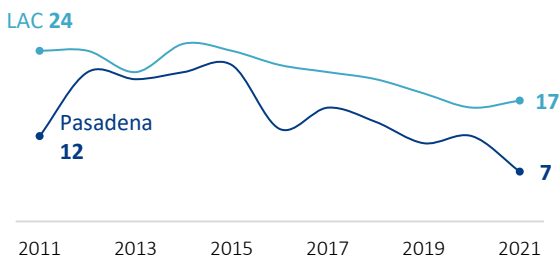
New Reported HIV Diagnoses & HIV-Related Deaths



New reported HIV diagnoses and HIV-related deaths among PLWDH in Pasadena have been on a declining trend since 2011.

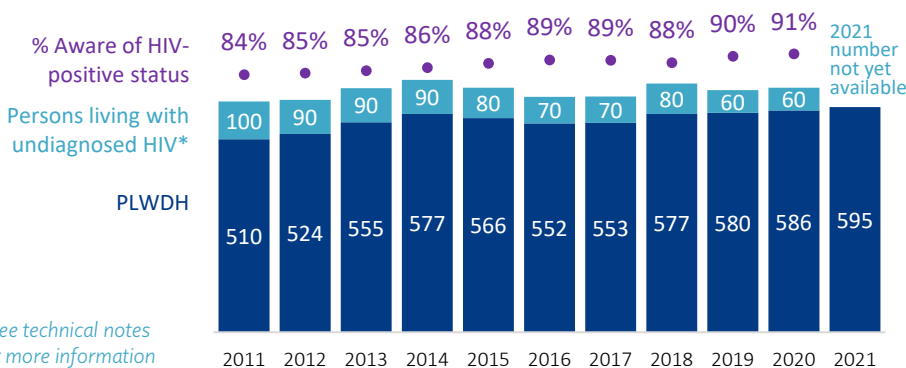
Note: It is recommended that 2014 and 2020 data be interpreted with caution due to situational factors. See technical notes for more information.

HIV Diagnosis Rates: Pasadena vs. LAC



Between 2011 and 2021, HIV diagnosis rates in Pasadena have been consistently lower than in LAC overall. Rates have been decreasing in Pasadena and LAC.

Number of Persons Living with HIV & Percent Aware of HIV-Positive Status



* See technical notes for more information

124,154

Residents of Pasadena Health District in 2021 aged ≥ 13 years

9

New reported HIV diagnoses in 2021

40

New reported syphilis diagnoses in 2020

175

New reported gonorrhea diagnoses in 2020

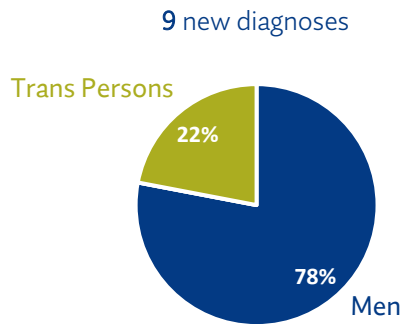
320

New reported chlamydia diagnoses in 2020

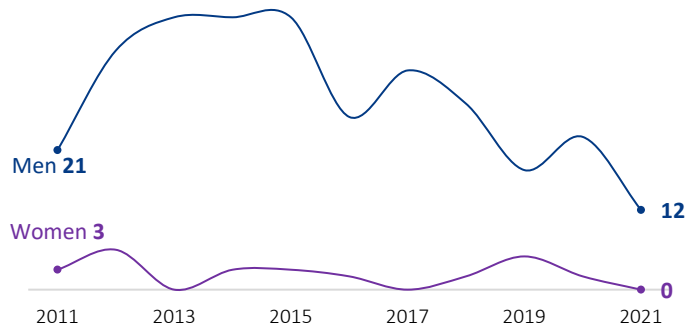
Pasadena Health District Epidemiologic Profile - 2021

Characteristics of New HIV Diagnoses – Gender, Race/Ethnicity, Age

2021 new HIV diagnoses by **gender**



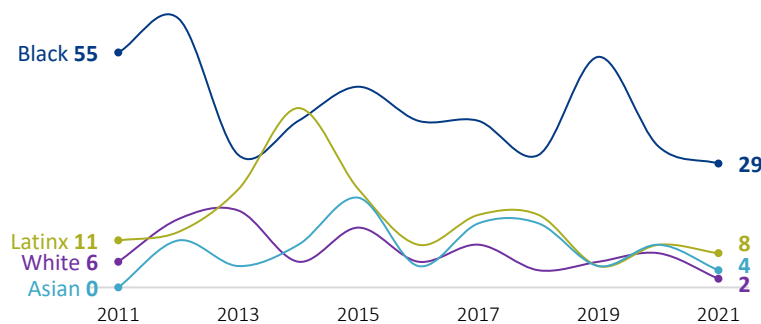
New HIV diagnosis rates¹ by **gender**



New HIV diagnosis rates have remained substantially higher among men than women, but rates among men are on the decline. Rates among women have remained relatively stable since 2011.

Note: There were no new reported HIV diagnoses among women in Pasadena Health District in 2021. Trans men and trans women are grouped into one category to maintain confidentiality due to small numbers. New HIV diagnosis rates among trans persons are not presented due to the unavailability of reliable population size estimates in LAC.

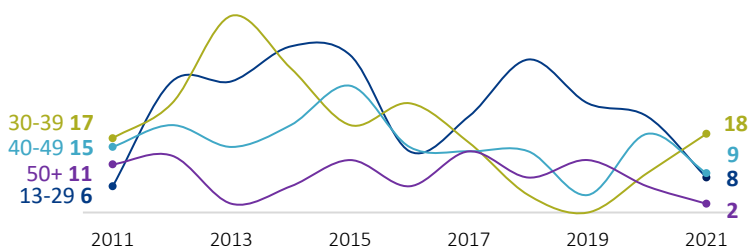
New HIV diagnosis rates¹ by **race/ethnicity**



Between 2011 and 2021, new HIV diagnosis rates among Black persons have been higher than other race/ethnicity groups. New HIV diagnosis rates among all race/ethnicity groups have been on a declining trend in recent years.

Note: Native Hawaiian and Pacific Islanders, American Indians and Alaska Natives, and persons of multiple race/ethnicities are not included in this profile due to small numbers in Pasadena.

New HIV diagnosis rates¹ by **age group**



New HIV diagnosis rates among all age groups have been on a declining trend. Compared with the other age groups, rates have generally been lower among persons aged 50+.

¹ New HIV diagnosis rates are presented per 100,000 population
Due to small numbers, rates may be unreliable and should be interpreted with caution

Pasadena Health District Epidemiologic Profile - 2021

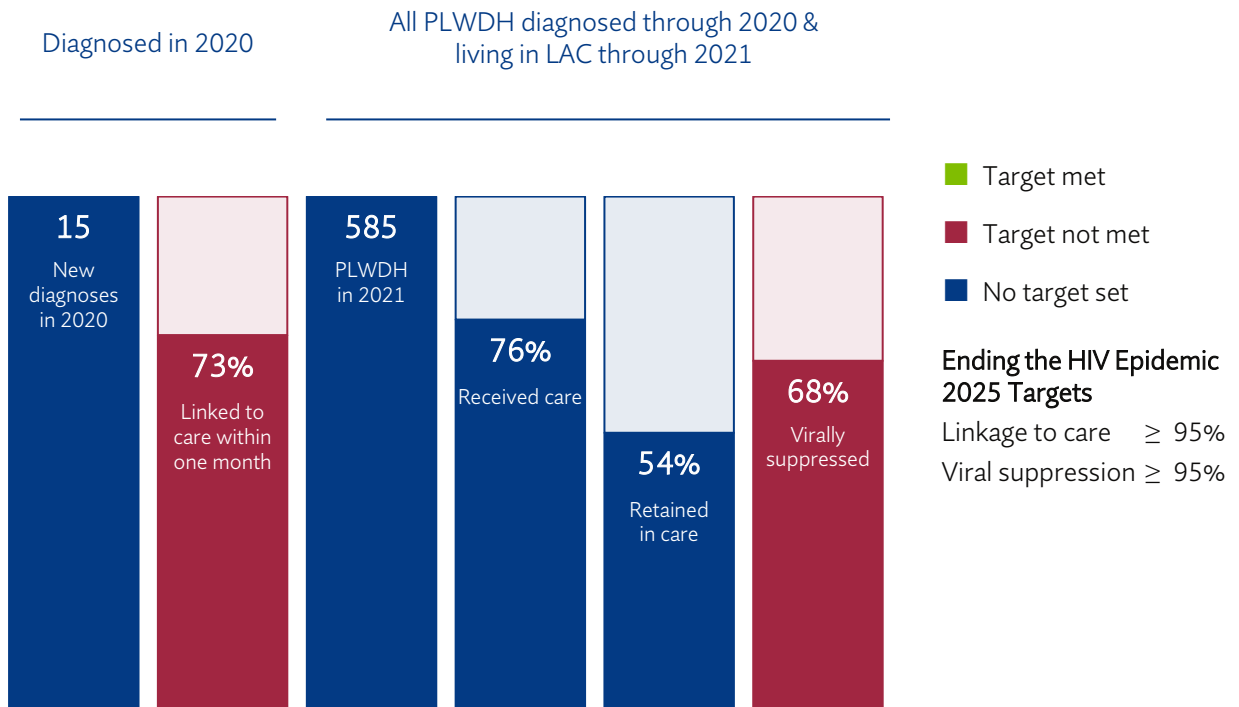
Transmission Category among Persons Newly Diagnosed with HIV by Gender

For Pasadena in 2021, the primary HIV transmission category among men was having sex with other men (MSM). For trans persons, the primary transmission category was sexual contact. Data on transmission category was not available for newly diagnosed women in the health district.

To protect the privacy of persons with HIV, Los Angeles County applies data suppression rules when the total number in a stratum is less than 100. In accordance with those rules, a chart/table of transmission category among persons newly diagnosed with HIV by gender could not be presented for this health district.

HIV Care Continuum

The HIV care continuum is a series of steps starting from when a person is diagnosed with HIV through their achievement of viral suppression. The base population for measuring linkage to HIV care is persons who received an HIV diagnosis in a given calendar year, whereas the base population for the downstream steps in the continuum is all persons who were diagnosed with HIV through 2020 and were living in LAC as of year end 2021. The latter ensures at least one year of follow-up to measure receipt of care, retention in care, and viral suppression.



Linkage to care and viral suppression levels have not yet met the 2025 targets set for the Ending the HIV Epidemic (EHE) Initiative.

Pasadena Health District Epidemiologic Profile - 2021

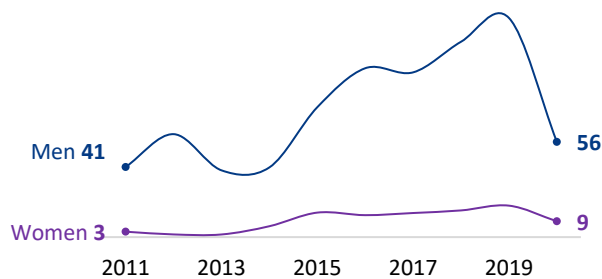
New Syphilis, Gonorrhea & Chlamydia Diagnoses and Rates: Pasadena vs. LAC

In 2020, a total of 535 new diagnoses of syphilis, gonorrhea, and chlamydia were reported among Pasadena Health District residents aged 13+ years. The rates of new diagnoses of syphilis, gonorrhea, and chlamydia were lower than in LAC.

Syphilis in 2020	Gonorrhea in 2020	Chlamydia in 2020
40 new diagnoses in Pasadena	175 new diagnoses in Pasadena	320 new diagnoses in Pasadena
0.5% of all LAC diagnoses	1% of all LAC diagnoses	1% of all LAC diagnoses
Rate of new diagnoses 32	Rate of new diagnoses 139	Rate of new diagnoses 254
LAC rate: 98	LAC rate: 295	LAC rate: 605

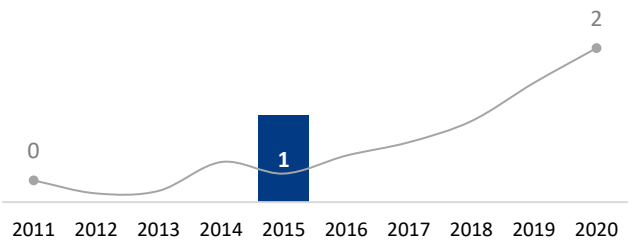
New STD Diagnosis Rates by Gender & New Congenital Syphilis Diagnoses

New syphilis diagnosis rates¹ by gender



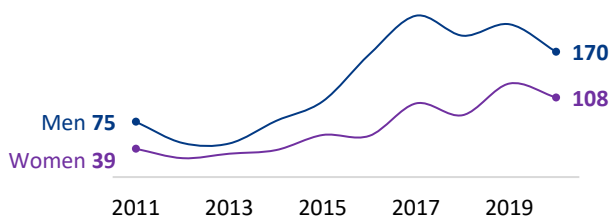
Since 2011, new syphilis diagnosis rates in Pasadena have increased for men and women. In 2020, rates for both groups declined, potentially due to the impact of the COVID-19 pandemic on testing and diagnosis.

Number of new congenital syphilis (CS) diagnoses by type: **Non-Stillbirths** & **Stillbirths** vs. Expected number of CS diagnoses



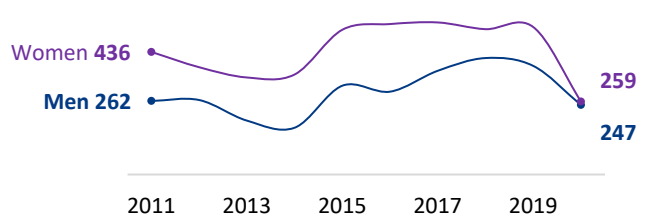
One new CS diagnosis has been reported in Pasadena since 2011. In 2020, the number of CS diagnoses was lower than expected. Pasadena has reported no new stillbirth diagnoses during this time.

New gonorrhea diagnosis rates¹ by gender



New gonorrhea diagnosis rates in Pasadena have increased for men and women since 2011. From 2011 to 2020, rates for both men and women in Pasadena more than doubled. The decline in 2020 may be due to the impact of the COVID-19 pandemic on testing and diagnosis.

New chlamydia diagnosis rates¹ by gender



New chlamydia diagnosis rates in Pasadena have been increasing since 2013. While rates among women in Pasadena have remained higher than rates among men, the gap has narrowed.

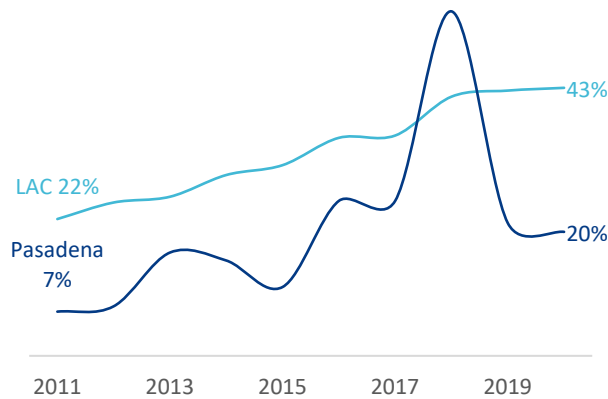
¹ New STD diagnosis rates are presented per 100,000 population
Due to small numbers, rates may be unreliable and should be interpreted with caution

Pasadena Health District Epidemiologic Profile - 2021

Coinfection of HIV and STDs: Pasadena vs. LAC

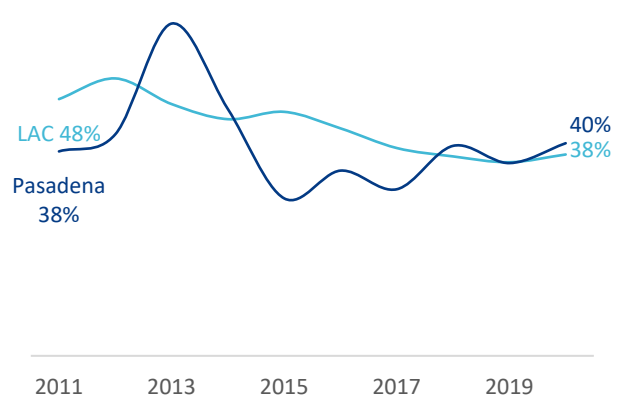
HIV and other STDs are syndemic in LAC. Persons with syphilis, gonorrhea, and/or chlamydia are at an increased risk of acquiring HIV due to biological and behavioral factors. STDs among PLWH can also increase HIV viral load and the risk of HIV transmission.

Percent of new HIV diagnoses coinfecting with an STD



The percentage of new HIV diagnoses in Pasadena with syphilis, gonorrhea, and/or chlamydia coinfection has increased from 7% in 2011 to 20% in 2020. This has tracked the trend in LAC overall but has fluctuated widely.

Percent of new syphilis diagnoses coinfecting with HIV



In 2020, more than a third of all new syphilis diagnoses in Pasadena were coinfecting with HIV. This proportion has remained consistent with the proportion in 2011 but has fluctuated widely.

Coinfection with STDs among New HIV Diagnoses

Among persons newly diagnosed with HIV in 2019 & 2020, chlamydia had the highest number of coinfection while gonorrhea had double the number of syphilis, in the same year as their HIV diagnosis.

To protect the privacy of persons with HIV, Los Angeles County applies data suppression rules when the total number in a stratum is less than 100. In accordance with those rules, a chart/table showing STD coinfection among persons newly diagnosed with HIV could not be presented for this health district.